

ALL STATES

**TRAILER
SPARES**



TRAILER SPARE PARTS

WHOLESALE CATALOGUE

VOL 5

PHONE 02 4353 2224

www.astss.com.au

▶ FAST ▶ RELIABLE ▶ COMPETITIVE





▶ *FAST* ▶ *RELIABLE* ▶ *COMPETITIVE*

CONTENTS

AXLES 7

- 7 K1045 Steel
- 8 **AXLES ROUND**
- 8 39mm Round LM
- 8 39mm Round LM Gal
- 8 39mm Round Composite
- 9 45mm Round SLM
- 9 61mm Round 3TN
- 9 45mm Round SLM Gal
- 9 50mm Round 2TN
- 9 Imperial Para
- 9 Metric Para
- 10 **AXLES SQUARE**
- 10 40mm Square LM
- 10 40mm Square LM Gal
- 10 45mm Square SLM
- 10 45mm Square SLM Gal
- 11 45mm Square Para
- 11 50mm Square 2TN
- 11 50mm Square Para
- 11 Imperial Para
- 11 Metric Para
- 11 Axle Accessories
- 12 Stub Axles
- 12 Overlay Axle
- 12 Drop Axle
- 12 Drop Plate
- 12 Accessories
- How To Measure Axles**
- 13 Straight
- 14 Drop
- 15 Overlay

ASSEMBLED AXLES

- 16 Non Braked Lazy
- 17 9" Mechanical Drum
- 17 9" Hydraulic Drum
- 18 10" Electric Drum
- 19 12" Electric Drum
- 19 12" Hydraulic Drum
- 20 Mechanical Disc
- 21 Hydraulic Disc

BOAT ROLLERS 22

- 22 **BLACK**
- 22 Bow Roller
- 22 Keel Roller
- 22 Keel Roller Curved
- 22 Flat Bilge Roller
- 22 Wobble Roller
- 22 V Poly Block
- 22 **GREY**
- 22 Bow Roller
- 22 Keel Roller
- 22 Flat Bilge Roller
- 22 Wobble Roller
- 22 V Poly Block
- 22 **BLUE**
- 22 Teflon Strips Blue
- 23 Bow Roller
- 23 Keel Roller
- 23 Flat Bilge Roller
- 23 Wobble Roller
- 23 V Poly Block

- 23 **RED**
- 23 Bow Roller
- 23 Keel Roller
- 23 Flat Bilge Roller
- 23 Wobble Roller
- 23 V Poly Block
- 23 Teflon Strips

BOAT FITTINGS 24

- 24 Roller Spindles/Pins Gal
- 24 Dome Washer
- 24 Keel Roller Bracket Gal
- 24 Wood Yoke Gal
- 24 Rocker Roller Gal
- 24 Stem Roller Bracket Gal
- 24 Marine Hand Brake
- 25 Post Clamp Weld On
- 25 Boat Trailer Winch Post Gal
- 25 Rear Tilt Cradle Gal
- 25 Post Clamp Bolt On Gal
- 25 Clamps
- 25 Wobble Bracket Stem
- 25 Wobble Brackets Gal
- 25 Roller Post Support Gal

BRAKES 26

- 26 Braking Systems Information
- 27 Backing Plate Range
- 28 **HYDRAULIC**
- 29 Brake Commander
- 30 **MECHANICAL**
- 31 **ELECTRIC**

- 32 **BRAKE ACCESSORIES**
- 32 Brake Plate Accessories

TOW BALLS 33

- 33 Tow Balls
- 33 Heavy Duty Tow Balls

COUPLINGS 34

- 34 Override Mechanical Kit
- 34 Override Coupling Kit
- 34 Hydraulic Coupling Kit
- 34 2 Hole Couplings
- 34 3 Hole Coupling
- 34 Coupling Starnut
- 35 Override Couplings
- 35 Weld On Coupling
- 35 Electric Brake Couplings
- 35 Heavy Duty Coupling
- 35 Goose Neck Couplings
- 35 **POLY BLOCK COUPLINGS**
- 35 Poly Block Kit
- 35 Poly Block Kit 2TN

RING COUPLINGS

TOW BALL MOUNTS 37

COUPLINGS & ACCESS 38

- 38 Bolts, Pins And Nuts
- 38 R Clips
- 38 Lynch Pins
- 38 Coupling Plates
- 38 Clips & Catches
- 39 Locks
- 39 Accessories
- 39 Springs

ELECTRICAL 40

PLUGS, SOCKETS AND ADAPTORS

- 40 6 Pin Plugs
- 40 7 Pin Plugs
- 40 6 Pin Sockets
- 40 7 Pin Sockets
- 40 12 Pin Flat Plug
- 40 12 Pin Flat Socket
- 40 Adaptors
- 41 Wiring Loom
- 41 2 Core Coloured Trailer Cable
- 41 5 Core Coloured Trailer Cable
- 41 7 Core Coloured Trailer Cable
- 41 Light Boards

LIGHTS

- 42 How To Wire A Trailer
- 42 Reflectors - 75mm x 45mm
- 42 Reflectors - 100mm x 45mm
- 42 Reflectors - 60mm Round
- 42 Reflectors - 60mm x 40mm

- 42 Reflectors - 70mm x 20mm
- 42 Trailer Light Rear Square
- 42 Combination Lamp
- 42 Trailer Number Plate Lamp
- 43 Trailer Lamps Led Multi Volt
- 43 Trailer Rear Lamp Combo
- 43 Light Combo
- 43 Trailer Number Plate Lamp
- 43 Trailer Fully Submersible
- 43 Trailer Rear Lamp Combo

HUBS 44

- 44 Hubs Non Braked
- 45 Hubs Non Braked Gal & Zinc

- 45 How To Replace And Adjust Your Bearings

HUB DRUMS

- 46 9" Hub Drum
- 47 10" Hub Drum

DISC HUBS

- 48 10" Disc Hubs
- 48 10" Disc Hubs Galvanised
- 49 10" Beehive Disc Hubs
- 49 12" Disc Hubs

PARALLEL, 2TN, 3TN

- 50 Non Braked Parallel
- 50 10" Parallel
- 50 12" Parallel Disc
- 50 2TN Non Braked
- 50 2TN Hub Drum 12" Electric

- 51 2TN Disc
- 51 3TN Non Braked
- 51 3TN Hub Drum 12" Electric

BEARINGS 52

- 52 LM Bearings
- 53 SLM Bearings
- 54 2TN Bearings
- 55 2TN Marine Kits
- 56 3TN Bearings
- 56 Specialist Bearings
- 57 Parallel Bearings
- 58 Bearing Kits

How To Maintain Your Trailer

JOCKEY WHEELS 60

- 60 6"
- 61 8"
- 62 10"
- 61 Jockey Wheel Bearings

TRAILER JACKS

- 63 Trailer Box Jacks
- 64 Trailer Box Jacks Black
- 63 Corner Steady
- 64 Trailer Jacks

JOCKEY ACCESSORIES

- 65 Clamps
- 65 Handles & Plate
- 65 Accessories

SPRINGS 66

- 66 SHACKLE SPRINGS
- 66 Shackle Spring Centre Bolt
- 67 Shackle Spring Offset
- 67 Centre Nuts & Bolts For Springs

SLIPPER SPRINGS

- 68 Slipper Springs
- 68 Parabolic Black
- 68 Parabolic Gal
- 69 Springs Fitted To Bar

ROCKER ROLLER SPRINGS

- 70 Rocker Roller Spring Tandem
- 70 Tandem Rocker
- 70 Offroad
- 71 Rocker Roller Spring Tri Axle

ROCKER SPRING SET

- 72 2TN
- 72 2.5TN
- 73 3TN
- 74 Slipper Spring Set Single
- 74 Slipper Spring Set Tandem

HORSE FLOAT SPRINGS 75

U BOLT KITS SINGLE 76

- 76 UBOLT KITS - SINGLE AXLE
- 76 1/2" Single Round
- 77 1/2" Single Square
- 77 M16 Single Round
- 77 M16 Single Square

CONTENTS

U BOLT KITS TANDEM 78

- 78 1/2" Tandem Round
- 78 1/2" Tandem Square
- 79 M16 Tandem Round
- 79 M16 Tandem Square

U BOLT KITS M16 TRI 79

SUSPENSION FITTINGS 80

- 80 Slipper Kits Round
- 80 Slipper Spring Hanger Kits
- 81 Slipper Kits Square

SHACKLE KITS

- 82 Shackle Spring Hanger Kits
- 82 Shackle Kits Round
- 83 Shackle Kits Square

ROCKER KITS

- 84 Tandem Rocker Hanger Kits

- 84 Tri Axle Rocker Hanger Kits

SPRING ACCESSORIES

- 85 Axle Pads
- 85 Dumb Jacks
- 85 Steel Roller
- 85 Bushes
- 85 Fish Plates

- 85 Fish Plates Gal
- 86 Shackle Plates
- 86 Shackle Plates Gal
- 86 Keepers
- 86 Hangers
- 86 Rocker Arms Suit
Rocker Roller
- 86 Rocker Arms
- 87 Rocker Box
- 87 Hanger For Rocker Arm
- 87 Centre Nut And Bolt For
45mm Springs

U BOLTS 88

- 88 1/2" BSW Zinc Square
- 88 1/2" BSW Zinc Round
- 88 1/2" BSW Natural Square
- 88 1/2" BSW Natural Round
- 89 M16 x 1.5 Square
- 89 M16 x 1.5 Square Kits
- 89 M16 x 1.5 Round
- 89 M16 x 1.5 Round Kits

- 89 U Bolts For Mounting
Jockey Wheels To Draw Bar

GUARDS 90

- 90 Information
- 90 ASTSS Guard Profile
- 91 Poly Guards
- 91 Poly Brackets Gal
- 92 Single Guards
- 94 Tandem Guards
- 95 Gussets
- 95 Custom Guards

NUTS & BOLTS 96

- 96 Shackle Bolts
- 96 Shackle Bolts Greasable
- 96 Imperial Shackle Bolts
- 96 Imperial Shackle Pins
- 96 Imperial Shackle
Pins Greasable

IMPERIAL B'TS & N'TS

- 97 3/8"
- 97 7/16"
- 97 9/16"
- 97 5/8"
- 97 1/2"

METRIC B'TS & N'TS

- 97 5mm
- 97 6mm
- 97 8mm
- 97 10mm
- 97 12mm Metric
- 97 12mm Metric Gal

TRAILER RANGE 98

TRAILER CAGES 99

TRAILER PANELS 100

- 100 Trailer Body Kits
- 100 Trailer Gussets
- 100 Trailer Light Channel
- 101 Trailer Panels

TRAILER BODY ACCESSORIES 102

- 102 D Shackles
- 102 Chain
- 102 Jerry Can Holder
- 102 Gas Struts
- 103 Gas Rings
- 103 Handles
- 103 Tool Boxes
- 104 R Clips
- 104 Mudflaps
- 104 Pin Hinge
- 104 Anti Theft Coupling Lock
- 104 Utility Fasteners
- 104 Vin Plates
- 104 Tubeless Valve
- 104 Rego Label Holders
- 104 Lynch Pins
- 104 Wire Roap Clamps
- 105 Latches & Catches
- 105 Rust Grip
- 105 Spare Wheel Carrier

WHEELS & TYRES 106

- 106 Ford
- 107 HT - Multifit
- 107 Commodore
- 108 LC 6 Stud
- 108 Tyres
- 109 Bearing Mount Tyre & Rim
- 109 8-10" Tyre & Rim
- 109 Caps
- 109 Wheel Nuts
- 109 Wheel Studs

WINCHES 110

- 110 Cable
- 111 Webbing

INDEX 113

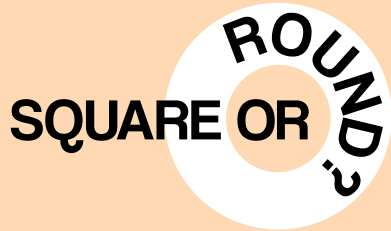
- 113 Comprehensive Part
Number Index

BASIC TERMS

- 10% re-stocking fee on all authorised returns
- Claims must be made within 7 days of receiving stock
- Proof of purchase must be provided for any claim.
- ASTSS retains ownership of goods sold to the buyer until payment has been received in full
- Products made both locally and overseas
- All orders must be paid for prior shipping unless other arrangements have been agreed
- All orders are plus freight
- Urgent orders received by 10am have a higher chance of leaving on the same day
- Prices are subject to change without notice
- Our full Terms & Conditions are available on our website
- Images shown may vary from actual product
- Images shown may vary in colour from actual product

AXLES

- 8 Axles Round
- 10 Axles Square
- 12 Accessories
- 12 Stub Axles
- 12 Drop Plate
- 12 Overlay Axles
- 12 Drop Axles
- 13 -15 How to Measure Axles
- 16 - 21 Assembled Axles



Under bending load a square axle is approximately 70% stronger and only 27% heavier.

A square axle works better with brakes as it fits flat on the springs allowing for better transfer of brake torque.



K1045 STEEL

All States Trailer Spares uses **K1045** medium tensile carbon steel in all of its axles. **K1045** Steel is characterised by good strength and impact properties with a typical tensile strength range of 640 – 800Mpa which is **49%** stronger than the Mild Steel used by many other axle manufacturers.

K1045 Steel is used extensively by all industry sectors for applications requiring more strength and wear resistance than the low carbon mild steels.

The **K1045** Steel that we use at All States Trailer Spares has a higher Carbon and Manganese content than some of our competitors. **K1045** also contains less impurities like phosphorus and sulphur resulting in

a **higher quality product** and peace of mind for the consumer.



*** CUSTOM SIZES ON ALL AXLES AVAILABLE.**

AXLE SIZE	SHAPE	PROFILE	BEARING CAPACITY			BEARING CODES INNER		BEARING CODES OUTER	
			STRAIGHT	OVERLAY	DROP				
39mm	●	LM	750kg			Inner Bearing Inner Cup	LM67048 LM67010	Outer Bearing Outer Cup	LM11949 LM11910
40mm	■	LM	1000kg	900kg	800kg	Inner Bearing Inner Cup	LM67048 LM67010	Outer Bearing Outer Cup	LM11949 LM11910
45mm	●	SLM	1500kg			Inner Bearing Inner Cup	L68149 L68110	Outer Bearing Outer Cup	LM12749 LM12710
45mm	■	SLM	1500kg	1400kg	1300kg	Inner Bearing Inner Cup	L68149 L68110	Outer Bearing Outer Cup	LM12749 LM12710
45mm	■	PARA	1600kg	1500kg	1400kg	Inner Bearing Inner Cup	L68149 L68110	Outer Bearing Outer Cup	L68149 L68110
50mm	■	2TN	2000kg	1900kg	1800kg	Inner Bearing Inner Cup	25580 25520	Outer Bearing Outer Cup	15123 15245
50mm	■	PARA	1600kg	1500kg	1400kg	Inner Bearing Inner Cup	L68149 L68110	Outer Bearing Outer Cup	L68149 L68110
61mm	●	3TN	3000kg	2900kg		Inner Bearing Inner Cup	30210 30210	Outer Bearing Outer Cup	LM29748 LM29710

AXLES ROUND



3/4" UNF THREAD



39MM ROUND LM

Part #	Length"	Part #	Length"
STRAIGHT		STRAIGHT	
1201	47"	1203C	73"
1201A	48"	1203D	74"
1201B	49"	1203E	75"
1201C	50"	1203F	76"
1201D	51"	1203G	77"
1201E	52"	1203H	78"
1201F	53"	1203I	79"
1201G	54"	1204	80"
1201H	55"	1204A	81"
1201I	56"	1204B	82"
1201J	57"	1204C	83"
1201K	58"	1204D	84"
1201L	59"	1204E	85"
1202	60"	1204F	86"
1202A	61"	1204G	87"
1202B	62"	1204H	88"
1202C	63"	1204I	89"
1202D	64"	1205	90"
1202E	65"	1205A	91"
1202F	66"	1205B	92"
1202G	67"	1205C	93"
1202H	68"	1205D	94"
1202I	69"	1205E	95"
1203	70"	1205F	96"
1203A	71"	1205G	97"
1203B	72"	1205H	98"



3/4" UNF THREAD



39MM ROUND LM GAL

Part #	Length"	Part #	Length"
GAL STRAIGHT		GAL STRAIGHT	
1201GGG	47"	1203CG	73"
1201AG	48"	1203DG	74"
1201BG	49"	1203EG	75"
1201CG	50"	1203FG	76"
1201DG	51"	1203GG	77"
1201EG	52"	1203HG	78"
1201FG	53"	1203IG	79"
1201GG	54"	1204GGG	80"
1201HG	55"	1204AG	81"
1201IG	56"	1204BG	82"
1201JG	57"	1204CG	83"
1201KG	58"	1204DG	84"
1201LG	59"	1204EG	85"
1202GGG	60"	1204FG	86"
1202AG	61"	1204GG	87"
1202BG	62"	1204HG	88"
1202CG	63"	1204IG	89"
1202DG	64"	1205GGG	90"
1202EG	65"	1205AG	91"
1202FG	66"	1205BG	92"
1202GG	67"	1205CG	93"
1202HG	68"	1205DG	94"
1202IG	69"	1205EG	95"
1203GGG	70"	1205FG	96"
1203AG	71"	1205GG	97"
1203BG	72"	1205HG	98"



3/4" UNF THREAD



39MM ROUND COMPOSITE

Part #	Length"	Part #	Length"
STRAIGHT		STRAIGHT	
1201AC	48"	1203DC	74"
1201BC	49"	1203EC	75"
1201CC	50"	1203FC	76"
1201DC	51"	1203GC	77"
1201EC	52"	1203HC	78"
1201FC	53"	1203IC	79"
1201GC	54"	1204ACC	80"
1201HC	55"	1204AC	81"
1201IC	56"	1204BC	82"
1201JC	57"	1204CC	83"
1201KC	58"	1204DC	84"
1201LC	59"	1204EC	85"
1202ACC	60"	1204FC	86"
1202AC	61"	1204GC	87"
1202BC	62"	1204HC	88"
1202CC	63"	1204IC	89"
1202DC	64"	1205ACC	90"
1202EC	65"	1205AC	91"
1202FC	66"	1205BC	92"
1202GC	67"	1205CC	93"
1202HC	68"	1205DC	94"
1202IC	69"	1205EC	95"
1203ACC	70"	1205FC	96"
1203AC	71"	1205GC	97"
1203BC	72"	1205HC	98"
1203CC	73"		



3/4" UNF THREAD

45MM ROUND SLM

Part #	Length"	Part #	Length"
STRAIGHT		STRAIGHT	
1211	47"	1213C	73"
1211A	48"	1213D	74"
1211B	49"	1213E	75"
1211C	50"	1213F	76"
1211D	51"	1213G	77"
1211E	52"	1213H	78"
1211F	53"	1213I	79"
1211G	54"	1214	80"
1211H	55"	1214A	81"
1211I	56"	1214B	82"
1211J	57"	1214C	83"
1211K	58"	1214D	84"
1211L	59"	1214E	85"
1212	60"	1214F	86"
1212A	61"	1214G	87"
1212B	62"	1214H	88"
1212C	63"	1214I	89"
1212D	64"	1215	90"
1212E	65"	1215A	91"
1212F	66"	1215B	92"
1212G	67"	1215C	93"
1212H	68"	1215D	94"
1212I	69"	1215E	95"
1213	70"	1215F	96"
1213A	71"	1215G	97"
1213B	72"	1215H	98"



1" UNF THREAD

61MM ROUND 3TN

Part #	Length"	Part #	Length"
STRAIGHT		STRAIGHT	
1223A	47"	1224D	73"
1223B	48"	1224E	74"
1223C	49"	1224F	75"
1223D	50"	1224G	76"
1223E	51"	1224H	77"
1223F	52"	1224I	78"
1223G	53"	1224J	79"
1223H	54"	1225A	80"
1223I	55"	1225B	81"
1223J	56"	1225C	82"
1223K	57"	1225D	83"
1223L	58"	1225E	84"
1223M	59"	1225F	85"
1223N	60"	1225G	86"
1223O	61"	1225H	87"
1223P	62"	1225I	88"
1223Q	63"	1225J	89"
1223R	64"	1226A	90"
1223S	65"	1226B	91"
1223T	66"	1226C	92"
1223U	67"	1226D	93"
1223V	68"	1226E	94"
1223W	69"	1226F	95"
1224A	70"	1226G	96"
1224B	71"	1226GH	97"
1224C	72"	1226i	98"



3/4" UNF THREAD

45MM ROUND SLM GAL

Length UP TO 98"

▶ **MADE TO ORDER**



1" UNF THREAD

50MM ROUND 2TN

Length UP TO 98"

▶ **MADE TO ORDER**



IMPERIAL PARA

Length UP TO 98"

1230I Machined axle 39 ROUND

▶ **MADE TO ORDER**



METRIC PARA

Length UP TO 98"

1230M Machined axle ROUND

▶ **MADE TO ORDER**

AXLES SQUARE



3/4" UNF THREAD

40MM SQUARE LM

Part #	Length"	Part #	Length"
STRAIGHT		STRAIGHT	
1206	47"	1208C	73"
1206A	48"	1208D	74"
1206B	49"	1208E	75"
1206C	50"	1208F	76"
1206D	51"	1208G	77"
1206E	52"	1208H	78"
1206F	53"	1208I	79"
1206G	54"	1209	80"
1206H	55"	1209A	81"
1206I	56"	1209B	82"
1206J	57"	1209C	83"
1206K	58"	1209D	84"
1206L	59"	1209E	85"
1207	60"	1209F	86"
1207A	61"	1209G	87"
1207B	62"	1209H	88"
1207C	63"	1209I	89"
1207D	64"	1210	90"
1207E	65"	1210A	91"
1207F	66"	1210B	92"
1207G	67"	1210C	93"
1207H	68"	1210D	94"
1207I	69"	1210E	95"
1208	70"	1210F	96"
1208A	71"	1210G	97"
1208B	72"	1210H	98"



3/4" UNF THREAD

40MM SQUARE LM GAL

Part #	Length"	Part #	Length"
GAL STRAIGHT		GAL STRAIGHT	
1206GGG	47"	1208CG	73"
1206AG	48"	1208DG	74"
1206BG	49"	1208EG	75"
1206CG	50"	1208FG	76"
1206DG	51"	1208GG	77"
1206EG	52"	1208HG	78"
1206FG	53"	1208IG	79"
1206GG	54"	1209GAL	80"
1206HG	55"	1209AG	81"
1206IG	56"	1209BG	82"
1206JG	57"	1209CG	83"
1206KG	58"	1209DG	84"
1206LG	59"	1209EG	85"
1207GGG	60"	1209FG	86"
1207AG	61"	1209GG	87"
1207BG	62"	1209HG	88"
1207CG	63"	1209IG	89"
1207DG	64"	12100G	90"
1207EG	65"	1210AG	91"
1207FG	66"	1210BG	92"
1207GG	67"	1210CG	93"
1207HG	68"	1210DG	94"
1207IG	69"	1210EG	95"
1208GAL	70"	1210FG	96"
1208AG	71"	1210GG	97"
1208BG	72"	1210HG	98"



3/4" UNF THREAD

45MM SQUARE SLM

Part #	Length"	Part #	Length"
STRAIGHT		STRAIGHT	
1215Z	54"	1219D	80"
1216	55"	1219E	81"
1216A	56"	1219F	82"
1216B	57"	1219G	83"
1216C	58"	1219H	84"
1216D	59"	1219I	85"
1216E	60"	1219J	86"
1216F	61"	1219K	87"
1216G	62"	1219L	88"
1216H	63"	1220	89"
1216I	64"	1220A	90"
1216J	65"	1220B	91"
1216K	66"	1220C	92"
1216L	67"	1220D	93"
1216M	68"	1220E	94"
1216N	69"	1220F	95"
1216O	70"	1220G	96"
1216P	71"	1220H	97"
1216Q	72"	1220i	98"
1216R	73"		
1216S	74"		
1216T	75"		
1219	76"		
1219A	77"		
1219B	78"		
1219C	79"		



3/4" UNF THREAD

45MM SQUARE SLM GAL

Part #	Length"	Part #	Length"
GAL STRAIGHT		GAL STRAIGHT	
1215ZG	54"	1219DG	80"
1216GGG	55"	1219EG	81"
1216AG	56"	1219FG	82"
1216BG	57"	1219GG	83"
1216CG	58"	1219HG	84"
1216DG	59"	1219IG	85"
1216EG	60"	1219JG	86"
1216FG	61"	1219KG	87"
1216GG	62"	1219LG	88"
1216HG	63"	1220GGG	89"
1216IG	64"	1220AG	90"
1216JG	65"	1220BG	91"
1216KG	66"	1220CG	92"
1216LG	67"	1220DG	93"
1216MG	68"	1220EG	94"
1216NG	69"	1220FG	95"
1216OG	70"	1220GG	96"
1216PG	71"	1220HG	97"
1216QG	72"	1220HH	98"
1216RG	73"		
1216SG	74"		
1216TG	75"		
1219GGG	76"		
1219AG	77"		
1219BG	78"		
1219CG	79"		



1" UNF THREAD

45MM SQUARE PARA

Part #	Length"	Part #	Length"
STRAIGHT		STRAIGHT	
1216HP	63"	1219LP	88"
1216IP	64"	1220GGP	89"
1216JP	65"	1220AP	90"
1216KP	66"	1220BP	91"
1216LP	67"	1220CP	92"
1216MP	68"	1220DP	93"
1216NP	69"	1220EP	94"
1216OP	70"	1220FP	95"
1216PP	71"	1220GP	96"
1216QP	72"	1220HP	97"
1216RP	73"	1220HQ	98"
1216SP	74"		
1216TP	75"		
1218	76"		
1219AP	77"		
1219BP	78"		
1219CP	79"		
1219DP	80"		
1219EP	81"		
1219FP	82"		
1219GP	83"		
1219HP	84"		
1219IP	85"		
1219JP	86"		
1219KP	87"		



1" UNF THREAD

50MM SQUARE 2TN

Part #	Length"	Part #	Length"
STRAIGHT/BARE		STRAIGHT/BARE	
1220I	63"	1221G	88"
1220J	64"	1221H	89"
1220K	65"	1221I	90"
1220L	66"	1221J	91"
1220M	67"	1221K	92"
1220N	68"	1221L	93"
1220O	69"	1221M	94"
1220P	70"	1221N	95"
1220Q	71"	1221O	96"
1220R	72"	1221P	97"
1220S	73"	1221Q	98"
1220T	74"		
1220U	75"		
1220V	76"		
1220W	77"		
1220X	78"		
1220Y	79"		
1220Z	80"		
1221	81"		
1221A	82"		
1221B	83"		
1221C	84"		
1221D	85"		
1221E	86"		
1221F	87"		



1" UNF THREAD

50MM SQUARE PARA

Part #	Length"	Part #	Length"
STRAIGHT/BARE		STRAIGHT/BARE	
1220IP	63"	1221GP	88"
1220JP	64"	1221HP	89"
1220KP	65"	1221IP	90"
1220LP	66"	1221JP	91"
1220MP	67"	1221KP	92"
1220NP	68"	1221LP	93"
1220OP	69"	1221MP	94"
1220PP	70"	1221NP	95"
1220QP	71"	1221OP	96"
1220RP	72"	1221PP	97"
1220SP	73"	1221QP	98"
1220TP	74"		
1220UP	75"		
1220VP	76"		
1220WP	77"		
1220XP	78"		
1220YP	79"		
1220ZP	80"		
1221PPP	81"		
1221AP	82"		
1221BP	83"		
1221CP	84"		
1221DP	85"		
1221EP	86"		
1221FP	87"		



IMPERIAL PARA

Length UP TO 98"
1231I Machined axle 40 SQUARE

▶ MADE TO ORDER



METRIC PARA

Length UP TO 98"
1231M Machined axle 40 SQUARE

▶ MADE TO ORDER

**Each axle supplied with;
Castellated axle nuts
Flat washers and
Split pins.*

ACCESSORIES

FLAT WASHER	SPLIT PIN	AXLE NUT CASTELLATED
1317 3/4"	1321 4mm x 32mm	1319 3/4"
1318 1"	1322 5mm x 63mm	1320 1" UNF

AXLES



STUB AXLES

▶ MADE TO ORDER

Part #	Axle diameter	Length"	Axle beam shape	Bearing Profile
STUB AXLE				
1301	39mm	10"	Round	LM
1301A	39mm	8"	Round	LM
1301B	39mm	10"	Round	Composite
1301C	39mm	12"	Round	LM
1301G	39mm	10"	Round	LM GAL
1302	40mm	10"	Square	LM
1302A	40mm	8"	Square	LM
1302B	40mm	12"	Square	LM
1303	45mm	10"	Round	SLM
1303A	45mm	8"	Round	SLM
1304	45mm	10"	Square	SLM
1304A	45mm	8"	Square	SLM
1304B	45mm	12"	Square	SLM
1305	50mm	10"	Square	SLM
1305A	45mm	10"	Square	Parallel
1305AB	45mm	12"	Square	Parallel
1305AP	45mm	10"	Round	Parallel
1305B	50mm	10"	Square	Parallel
1305C	50mm	12"	Square	Parallel
1308	50mm	10"	Round	2TN
1308A	50mm	10"	Square	2TN
1309	50mm	12"	Round	2TN
1309A	50mm	12"	Square	2TN
1310	61mm	12"	Round	3TN



OVERLAY AXLE

▶ MADE TO ORDER

Part #	Axle diameter	Length"	Axle beam shape	Bearing Profile
OVERLAY AXLE				
1311	40mm	Up to 98"	Square	LM
1312	45mm	" 98"	Square	SLM
1312A	50mm	" 98"	Square	SLM / 2TN
1312B	45mm	" 98"	Square	Parallel
1312C	50mm	" 98"	Square	Parallel

DROP PLATE

*Image shows round to square, square to square also available.



Part #	Stub axle shape	Drop	Thickness of plate
DROP PLATE			
1633C	40 square - 39 round	4"	32mm thick
1633C3	40 square - 39 round	3"	32mm thick
1633D	45 square - 45 round	2.5"	32mm thick
1633D4	45 square - 45 round	4"	32mm thick
1633K	40 square - 40 square	2.5"	32mm thick
1633H	50 square - 50 square	3"	40mm thick
1633I	50 square - 50 square	4"	40mm thick



DROP AXLE

▶ MADE TO ORDER

Part #	Drop beam shape	Axle Profile	Bearing
DROP			
13133	3" drop	40 Sq Beam - 39 Rnd Stub	LM
13134	4" drop	40 Sq Beam - 39 Rnd Stub	LM
131425	2.5" drop	45 Sq Beam - 45 Rnd Stub	SLM
13144	4" drop	45 Sq Beam - 45 Rnd Stub	SLM
131525	2.5" drop	45 Sq Beam - 45 Rnd Stub	PARA
13154	4" drop	45 Sq Beam - 45 Rnd Stub	PARA
13164	4" drop	50 Sq Beam - 50 Sq Stub	PARA
1314A403	3"-40mm	50 Sq Beam - 50 Sq Stub	2TN
1314A404	4"-40mm	50 Sq Beam - 50 Sq Stub	2TN

ACCESSORIES

FLAT WASHER	SPLIT PIN	AXLE NUT CASTELLATED
1317 3/4"	1321 4mm x 32mm	1319 3/4"
1318 1"	1322 5mm x 63mm	1320 1" UNF

HOW TO Measure Straight

You will need to know your rims and tyres measurements. For accuracy, we can supply rims & tyres for you.

1. Rim offset

- Inner

- Outer

2. Chassis width

mm/inch

3. Hub face to hub face

mm/inch

4. Tip to tip of axle

mm/inch

5. Bearing numbers

- Inner

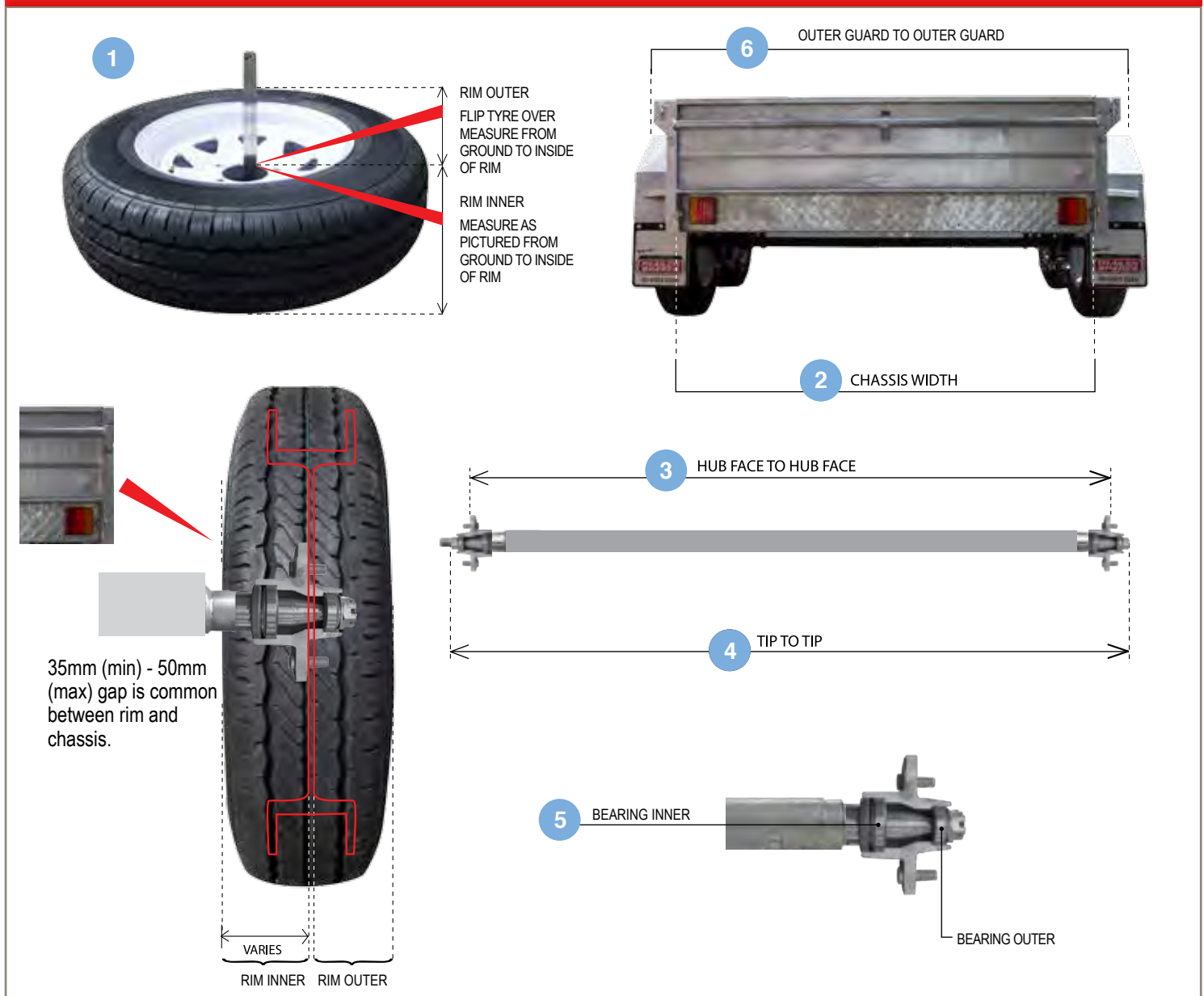
- Outer

6. Outer guard to outer guard

- Use to get overall width and work backwards as a double check

mm/inch

TECHNICAL GUIDE FOR STRAIGHT AXLES



AXLES DIY MEASUREMENT

HOW TO MeasureDrop

You will need to know your rims and tyres measurements. For accuracy, we can supply rims & tyres for you.

1. Rim offset

- Inner

- Outer

2. Chassis width

mm/inch

3. Hub face to hub face

mm/inch

4. Tip to tip of axle

mm/inch

5. Drop

mm/inch

6. Bearing numbers

- Inner

- Outer

7. Outer guard to outer guard

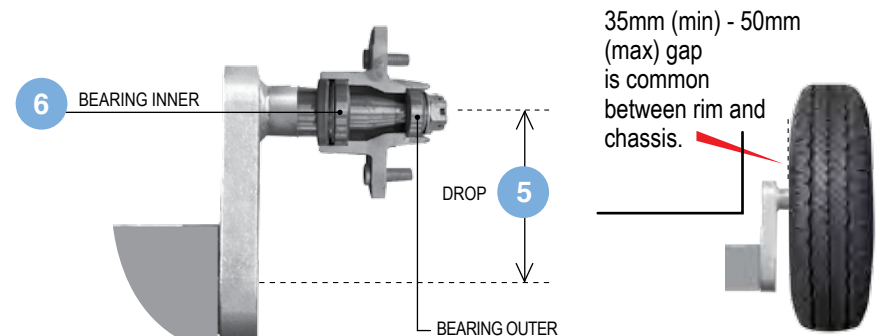
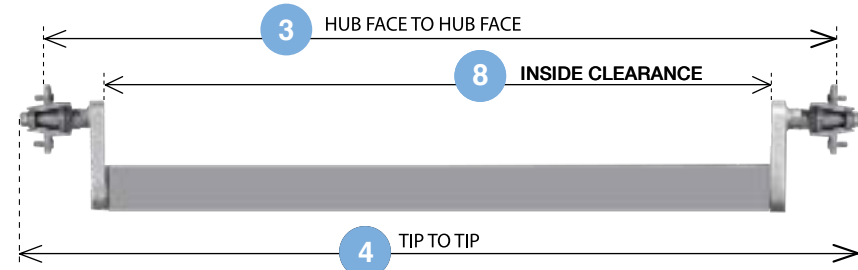
- Use to get overall width and work backwards as a double check

mm/inch

8. Inside clearance

mm/inch

TECHNICAL GUIDE FOR DROP AXLES



HOW TO Measure Overlay

You will need to know your rims and tyres measurements. For accuracy, we can supply rims & tyres for you.

1. Rim offset

- Inner

- Outer

2. Chassis width

mm/inch

3. Hub face to hub face

mm/inch

4. Tip to tip of axle

mm/inch

5. Overlay

mm/inch

6. Bearing numbers

- Inner

- Outer

7. Outer guard to outer guard

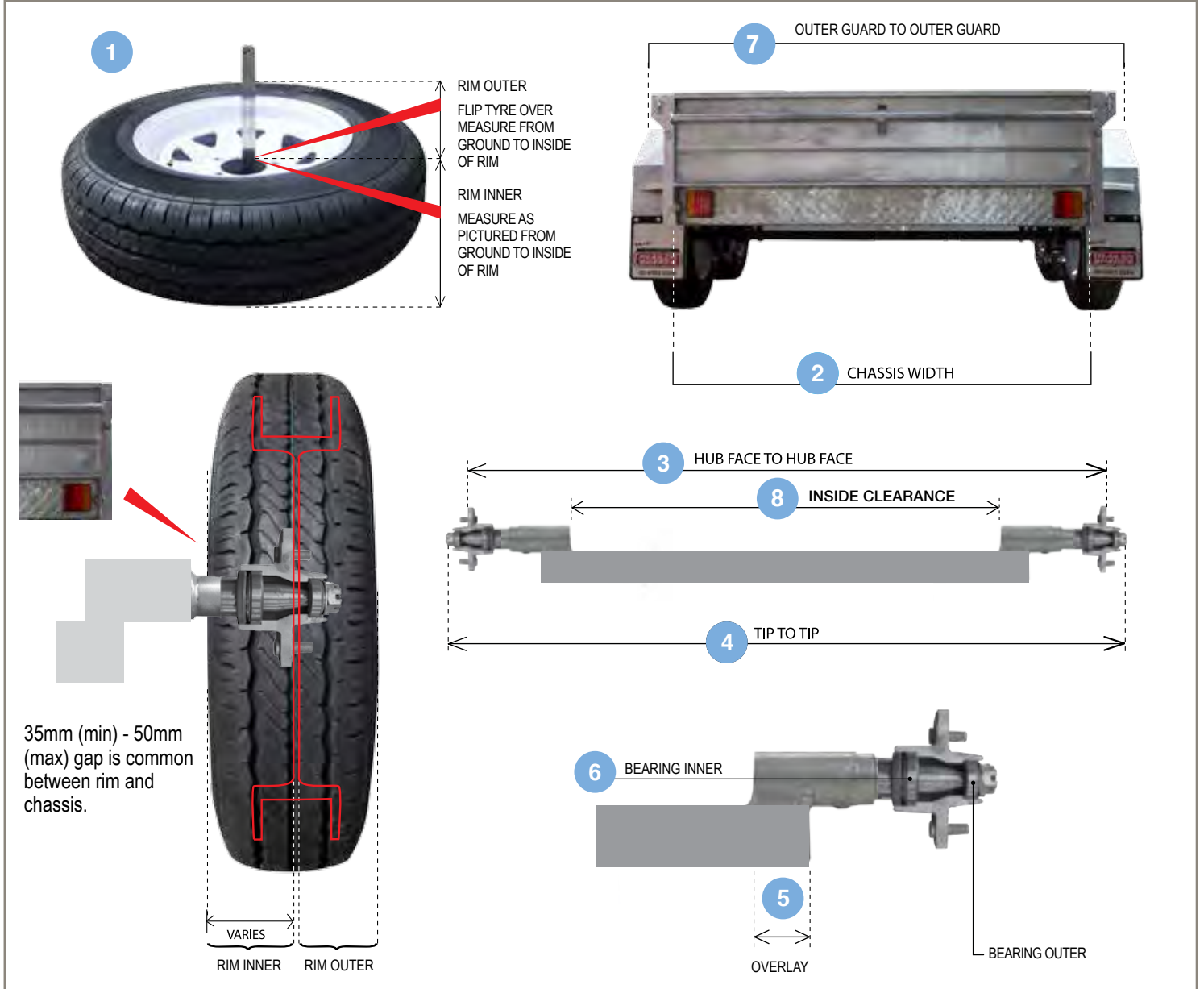
- Use to get overall width and work backwards as a double check

mm/inch

8. Inside clearance




mm/inch

TECHNICAL GUIDE FOR OVERLAY AXLES



ASSEMBLED LAZY AXLES

*ANY LENGTH UP TO 100"

 NON BRAKED LAZY AXLES								
ROUND AXLES								
STUD PATTERN X PCD	39mm Round	39mm Round GAL	45mm Round	45mm Round GAL	50mm Round	61mm Round		
	750kg	750kg	1500kg	1500kg	2000kg	3000kg		
FORD (5x114.3) 1/2"	1660-39RFORD	1660-39RFORDGAL	1660-45RFORD	1660-45RFORDGAL	-	-	-	-
COM (5x120) 7/16"	1660-39RCOM	1660-39RCOMGAL	1660-45RCOM	1660-45RCOMGAL	-	-	-	-
HT (5x108) 7/16"	1660-39RHT	1660-39RHTGAL	1660-45RHT	1660-45RHTGAL	-	-	-	-
LC5 (5x150) 9/16"	1660-39RLC5	1660-39RLC5GAL	1660-45RLC5	1660-45RLC5GAL*	1660-50R2TNLC5	-	-	-
LC6 (6x139.5) 1/2"	1660-39RLC6	1660-39RLC6GAL	1660-45RLC6	1660-45RLC6GAL	1660-50R2TNLC6	1660-61R3TNLC6	 ASTSS PART NUMBERS	
SQUARE AXLES								
	40mm Square	40mm Square GAL	45mm Square	45mm Square GAL	45mm Square Parallel	50mm Square Parallel	50mm Square 2T	50mm Square 2T Gal
	1000kg	1000kg	1500kg	1500kg	1600kg	1600kg	2000kg	2000kg
FORD (5x114.3) 1/2"	1660-40SFORD	1660-40SFORDGAL	1660-45SFORD	1660-45SFORDGAL	-	-	-	-
COM (5x120) 7/16"	1660-40SCOM	1660-40SCOMGAL	1660-45SCOM	1660-45SCOMGAL	-	-	-	-
HT (5x108) 7/16"	1660-40SHT	1660-40SHTGAL	1660-45SHT	1660-45SHTGAL	-	-	-	-
LC5 (5x150) 9/16"	1660-40SLC5	1660-40SLC5GAL*	1660-45SLC5	1660-45SLC5GAL*	1660-45SPARALC5	1660-50SPARALC5	1660-50S2TNLC5	1660-50S2TNLC5GAL*
LC6 (6x139.5) 1/2"	1660-40SLC6	1660-40SLC6GAL	1660-45SLC6	1660-45SLC6GAL	1660-45SPARALC6	1660-50SPARALC6	1660-50S2TNLC6	1660-50S2TNLC6GAL*
DROP AXLES								
	40mm Square	45mm Square	45mm Square Parallel	50mm Square 2T				
	800kg	1300kg	1400kg	1800kg				
FORD (5x114.3) 1/2"	1660D-40SFORD	1660D-45SFORD	-	-	-	-	-	-
COM (5x120) 7/16"	1660D-40SCOM	1660D-45SCOM	-	-	-	-	-	-
HT (5x108) 7/16"	1660D-40SHT	1660D-45SHT	-	-	-	-	-	-
LC5 (5x150) 9/16"	1660D-40SLC5	1660D-45SLC5	1660D-45SPARALC5	1660D-50S2TNLC5	 ASTSS PART NUMBERS		-	-
LC6 (6x139.5) 1/2"	1660D-40SLC6	1660D-45SLC6	1660D-45SPARALC6	1660D-50S2TNLC6	-	-	-	-
OVERLAY AXLES								
	40mm Square	45mm Square	45mm Square Parallel	50mm Square 2T	61mm Round			
	900kg	1400kg	1500kg	1900kg	2900kg			
FORD (5x114.3) 1/2"	1660O-40SFORD	1660O-45SFORD	-	-	-	-	-	-
COM (5x120) 7/16"	1660O-40SCOM	1660O-45SCOM	-	-	-	-	-	-
HT (5x108) 7/16"	1660O-40SHT	1660O-45SHT	-	-	-	-	-	-
LC5 (5x150) 9/16"	1660O-40SLC5	1660O-45SLC5	1660O-45SPARALC5	1660O-50S2TNLC5	-	-	-	-
LC6 (6x139.5) 1/2"	1660O-40SLC6	1660O-45SLC6	1660O-45SPARALC6	1660O-50S2TNLC6	1660O-61R3TNLC6	-	-	-

***ONLY AXLES AND BRAKES ARE GALVANISED. HUBS ARE BLACK**

9" MECHANICAL DRUM AXLES		
ROUND AXLES		
STUD PATTERN X PCD	39mm Round	45mm Round
		750kg
FORD (5x114.3) 1/2"	1651-39RFORD	1651-45RFORD
COM (5x120) 7/16"	1651-39RCOM	1651-45RCOM
HT (5x108) 7/16"	1651-39RHT	1651-45RHT
LC5 (5x150) 9/16"	1651-39RLC5	1651-45RLC5
LC6 (6x139.5) 1/2"	1651-39RLC6	1651-45RLC6
SQUARE AXLES		
	40mm Square	45mm Square
	1000kg	1500kg
FORD (5x114.3) 1/2"	1651-40SFORD	1651-45SFORD
COM (5x120) 7/16"	1651-40SCOM	1651-45SCOM
HT (5x108) 7/16"	1651-40SHT	1651-45SHT
LC5 (5x150) 9/16"	1651-40SLC5	1651-45SLC5
LC6 (6x139.5) 1/2"	1651-40SLC6	1651-45SLC6
DROP AXLES		
	40mm Square	45mm Square
	800kg	1300kg
FORD (5x114.3) 1/2"	1651D-40SFORD	1651D-45SFORD
COM (5x120) 7/16"	1651D-40SCOM	1651D-45SCOM
HT (5x108) 7/16"	1651D-40SHT	1651D-45SHT
LC5 (5x150) 9/16"	1651D-40SLC5	1651D-45SLC5
LC6 (6x139.5) 1/2"	1651D-40SLC6	1651D-45SLC6
OVERLAY AXLES		
	40mm Square	45mm Square
	900kg	1400kg
FORD (5x114.3) 1/2"	1651O-40SFORD	1651O-45SFORD
COM (5x120) 7/16"	1651O-40SCOM	1651O-45SCOM
HT (5x108) 7/16"	1651O-40SHT	1651O-45SHT
LC5 (5x150) 9/16"	1651O-40SLC5	1651O-45SLC5
LC6 (6x139.5) 1/2"	1651O-40SLC6	1651O-45SLC6

9" HYDRAULIC DRUM AXLES		
ROUND AXLES		
STUD PATTERN X PCD	39mm Round	45mm Round
		750kg
FORD (5x114.3) 1/2"	1652-39RFORD	1652-45RFORD
COM (5x120) 7/16"	1652-39RCOM	1652-45RCOM
HT (5x108) 7/16"	1652-39RHT	1652-45RHT
LC5 (5x150) 9/16"	1652-39RLC5	1652-45RLC5
LC6 (6x139.5) 1/2"	1652-39RLC6	1652-45RLC6
SQUARE AXLES		
	40mm Square	45mm Square
	1000kg	1500kg
FORD (5x114.3) 1/2"	1652-40SFORD	1652-45SFORD
COM (5x120) 7/16"	1652-40SCOM	1652-45SCOM
HT (5x108) 7/16"	1652-40SHT	1652-45SHT
LC5 (5x150) 9/16"	1652-40SLC5	1652-45SLC5
LC6 (6x139.5) 1/2"	1652-40SLC6	1652-45SLC6
DROP AXLES		
	40mm Square	45mm Square
	800kg	1300kg
FORD (5x114.3) 1/2"	1652D-40SFORD	1652D-45SFORD
COM (5x120) 7/16"	1652D-40SCOM	1652D-45SCOM
HT (5x108) 7/16"	1652D-40SHT	1652D-45SHT
LC5 (5x150) 9/16"	1652D-40SLC5	1652D-45SLC5
LC6 (6x139.5) 1/2"	1652D-40SLC6	1652D-45SLC6
OVERLAY AXLES		
	40mm Square	45mm Square
	900kg	1400kg
FORD (5x114.3) 1/2"	1652O-40SFORD	1652O-45SFORD
COM (5x120) 7/16"	1652O-40SCOM	1652O-45SCOM
HT (5x108) 7/16"	1652O-40SHT	1652O-45SHT
LC5 (5x150) 9/16"	1652O-40SLC5	1652O-45SLC5
LC6 (6x139.5) 1/2"	1652O-40SLC6	1652O-45SLC6



ASSEMBLED AXLES


		10" ELECTRIC DRUM AXLES							
		ROUND AXLES							
STUD PATTERN X PCD	39mm Round	39mm Round GAL*	45mm Round	45mm Round GAL*					
	750kg	750kg	1500kg	1500kg					
FORD (5x114.3) 1/2"	1655-39RFORD	1655-39RFORDGAL*	1655-45RFORD	1655-45RFORDGAL*	-	-	-	-	-
COM (5x120) 7/16"	1655-39RCOM	1655-39RCOMGAL*	1655-45RCOM	1655-45RCOMGAL*	-	-	-	-	-
HT (5x108) 7/16"	1655-39RHT	1655-39RHTGAL*	1655-45RHT	1655-45RHTGAL*	-	-	-	-	-
LC5 (5x150) 9/16"	1655-39RLC5	1655-39RLC5GAL*	1655-45RLC5	1655-45RLC5GAL*	-	-	-	-	-
LC6 (6x139.5) 1/2"	1655-39RLC6	1655-39RLC6GAL*	1655-45RLC6	1655-45RLC6GAL*	-	-	-	-	-
		SQUARE AXLES							
	40mm Square	40mm Square GAL	45mm Square	45mm Square GAL*	45mm Square Parallel	50mm Square Parallel			
	1000kg	1000kg	1500kg	1500kg	1600kg	1600kg			
FORD (5x114.3) 1/2"	1655-40SFORD	1655-40SFORDGAL*	1655-45SFORD	1655-45SFORDGAL*	1656-45SPARAFORD	1656-50SPARAFORD	-	-	-
COM (5x120) 7/16"	1655-40SCOM	1655-40SCOMGAL*	1655-45SCOM	1655-45SCOMGAL*	-	-	-	-	-
HT (5x108) 7/16"	1655-40SHT	1655-40SHTGAL*	1655-45SHT	1655-45SHTGAL*	-	-	-	-	-
LC5 (5x150) 9/16"	1655-40SLC5	1655-40SLC5GAL*	1655-45SLC5	1655-45SLC5GAL*	1656-45SPARALC5	1656-50SPARALC5			
LC6 (6x139.5) 1/2"	1655-40SLC6	1655-40SLC6GAL*	1655-45SLC6	1655-45SLC6GAL*	1656-45SPARALC6	1656-50SPARALC6			
		DROP AXLES							
	40mm Square	45mm Square	45mm Square Parallel	50mm Square Parallel					
	800kg	1300kg	1400kg	1500kg					
FORD (5x114.3) 1/2"	1655D-40SFORD	1655D-45SFORD	1656D-45SPARAFORD	1656D-50SPARAFORD					
COM (5x120) 7/16"	1655D-40SCOM	1655D-45SCOM	-	-					
HT (5x108) 7/16"	1655D-40SHT	1655D-45SHT	-	-					
LC5 (5x150) 9/16"	1655D-40SLC5	1655D-45SLC5	1656D-45SPARALC5	1656D-50SPARALC5					
LC6 (6x139.5) 1/2"	1655D-40SLC6	1655D-45SLC6	1656D-45SPARALC6	1656D-50SPARALC6					
		OVERLAY AXLES							
	40mm Square	45mm Square	45mm Square Parallel	50mm Square Parallel					
	900kg	1400kg	1500kg	1500kg					
FORD (5x114.3) 1/2"	1655O-40SFORD	1655O-45SFORD	1656O-45SPARAFORD	1656O-50SPARAFORD					
COM (5x120) 7/16"	1655O-40SCOM	1655O-45SCOM	-	-					
HT (5x108) 7/16"	1655O-40SHT	1655O-45SHT	-	-					
LC5 (5x150) 9/16"	1655O-40SLC5	1655O-45SLC5	1656O-45SPARALC5	1656O-50SPARALC5					
LC6 (6x139.5) 1/2"	1655O-40SLC6	1655O-45SLC6	1656O-45SPARALC6	1656O-50SPARALC6					


***ONLY AXLES AND BRAKES ARE GALVANISED. HUBS ARE BLACK**

ASTSS PART NUMBERS



ASSEMBLED AXLES

 12" ELECTRIC DRUM AXLES		
ROUND AXLES		
STUD PATTERN X PCD	50mm Round	61mm Round
	2000kg	3000kg
LC5 (5x150) - 9/16"	1650-50R2TNLC5	1650A-61RD3TNLC5
LC6 (6x139.5) - 1/2"	1650-50R2TNLC6	1650A-61RD3TNLC6
SQUARE AXLES		
	50mm Square 2T	
	2000kg	
LC5 (5x150) - 9/16"	1650-50S2TNLC5	-
LC6 (6x139.5) - 1/2"	1650-50S2TNLC6	-
DROP AXLES		
	50mm Square 2T	
	1800kg	
LC5 (5x150) - 9/16"	1650D-50S2TNLC5	-
LC6 (6x139.5) - 1/2"	1650D-50S2TNLC6	-
OVERLAY AXLES		
	50mm Square 2T	61mm Round
	1900kg	2900kg
LC5 (5x150) - 9/16"	1650O-50S2TNLC5	1650AO-61RD3TNLC5
LC6 (6x139.5) - 1/2"	1650O-50S2TNLC6	1650AO-61RD3TNLC6

 12" HYDRAULIC DRUM AXLES		
ROUND AXLES		
STUD PATTERN X PCD	50mm Round	61mm Round
	2000kg	3000kg
LC5 (5x150) - 9/16"	1652-50R2TNLC5	1652-61RD3TNLC5
LC6 (6x139.5) - 1/2"	1652-50R2TNLC6	1652-61RD3TNLC6
SQUARE AXLES		
	50mm Square 2T	
	2000kg	
LC5 (5x150) - 9/16"	1652-50S2TNLC5	-
LC6 (6x139.5) - 1/2"	1652-50S2TNLC6	-
DROP AXLES		
	50mm Square 2T	
	1800kg	
LC5 (5x150) - 9/16"	1652D-50S2TNLC5	-
LC6 (6x139.5) - 1/2"	1652D-50S2TNLC6	-
OVERLAY AXLES		
	50mm Square 2T	61mm Round
	1900kg	2900kg
LC5 (5x150) - 9/16"	1652O-50S2TNLC5	1652O-61RD3TNLC5
LC6 (6x139.5) - 1/2"	1652O-50S2TNLC6	1652O-61RD3TNLC6

ASTSS PART NUMBERS

MADE UP AXLES

"Did you know ASTSS can pre assemble all of your axles to your specifications and in most cases we can have these dispatched within **24hrs** from your final approval"

Axles are available in straight, drop and overlay configurations, with hydraulic, electric, mechanical, non braked, drum or disc hubs.


Available for all weight ratings from 750kgs to 3TN per axle.

Speak to our customer service department to order now phone 02 4353 2224.





We can preassemble onto suspension so all you have to do is bolt them on.

ASSEMBLED AXLES

 MECHANICAL DISC AXLES								
ROUND AXLES								
STUD PATTERN X PCD	39mm Round	39mm Round GAL	45mm Round	45mm Round GAL	50mm Round			
	750kg	750kg	1500kg	1500kg	2000kg			
FORD (5x114.3) 1/2"	1653-39RFORD	1653-39RFORDGAL	1653-45RFORD	1653-45RFORDGAL	-	-		
COM (5x120) 7/16"	1653-39RCOM	1653-39RCOMGAL	1653-45RCOM	1653-45RCOMGAL	-	-		
HT (5x108) 7/16"	1653-39RHT	1653-39RHTGAL	1653-45RHT	1653-45RHTGAL	-	-		
LC5 (5x150) 9/16"	1653-39RLC5	1653-39RLC5GAL*	1653-45RLC5	1653-45RLC5GAL*	-	-		
LC6 (6x139.5) 1/2"	1653-39RLC6	1653-39RLC6GAL*	1653-45RLC6	1653-45RLC6GAL*	1653-50R2TNLC6	-		
*ONLY AXLES AND BRAKES ARE GALVANISED. HUBS ARE BLACK								
SQUARE AXLES								
	40mm Square	40mm Square GAL	45mm Square	45mm Square GAL	45mm Square Parallel	50mm Square Parallel	50mm Square 2T	50mm Square 2T Gal
	1000kg	1000kg	1500kg	1500kg	1600kg	1600kg	2000kg	2000kg
FORD (5x114.3) 1/2"	1653-40SFORD	1653-40SFORDGAL	1653-45SFORD	1653-45SFORDGAL	-	-	-	-
COM (5x120) 7/16"	1653-40SCOM	1653-40SCOMGAL	1653-45SCOM	1653-45SCOMGAL	-	-	-	-
HT (5x108) 7/16"	1653-40SHT	1653-40SHTGAL	1653-45SHT	1653-45SHTGAL	-	-	-	-
LC5 (5x150) 9/16"	1653-40SLC5	1653-40SLC5GAL*	1653-45SLC5	1653-45SLC5GAL*	1653-45SPARALC5	1653-50SPARALC5	-	-
LC6 (6x139.5) 1/2"	1653-40SLC6	1653-40SLC6GAL*	1653-45SLC6	1653-45SLC6GAL*	1653-45SPARALC6	1653-50SPARALC6	1653-50S2TNLC6	1653-50S2TNLC6GAL
DROP AXLES								
	40mm Square	45mm Square	45mm Square Parallel	50mm Square Parallel	50mm Square 2T			
	800kg	1300kg	1400kg	1400kg	1800kg			
FORD (5x114.3) 1/2"	1653D-40SFORD	1653D-45SFORD	-	-	-	-	-	-
COM (5x120) 7/16"	1653D-40SCOM	1653D-45SCOM	-	-	-	-	-	-
HT (5x108) 7/16"	1653D-40SHT	1653D-45SHT	-	-	-	-	-	-
LC5 (5x150) 9/16"	1653D-40SLC5	1653D-45SLC5	1653D-45SPARALC5	1653D-50SPARALC5	-	-	-	-
LC6 (6x139.5) 1/2"	1653D-40SLC6	1653D-45SLC6	1653D-45SPARALC6	1653D-50SPARALC6	1653D-50S2TNLC6	-	-	-
ASTSS PART NUMBERS								
OVERLAY AXLES								
	40mm Square	45mm Square	45mm Square Parallel	50mm Square Parallel	50mm Square 2T			
	900kg	1400kg	1500kg	1500kg	1900kg			
FORD (5x114.3) 1/2"	1653O-40SFORD	1653O-45SFORD	-	-	-	-	-	-
COM (5x120) 7/16"	1653O-40SCOM	1653O-45SCOM	-	-	-	-	-	-
HT (5x108) 7/16"	1653O-40SHT	1653O-45SHT	-	-	-	-	-	-
LC5 (5x150) 9/16"	1653O-40SLC5	1653O-45SLC5	1653O-45SPARALC5	1653O-50SPARALC5	-	-	-	-
LC6 (6x139.5) 1/2"	1653O-40SLC6	1653O-45SLC6	1653O-45SPARALC6	1653O-50SPARALC6	1653O-50S2TNLC6	-	-	-

ASSEMBLED AXLES

 HYDRAULIC DISC AXLES								
ROUND AXLES								
STUD PATTERN X PCD	39mm Round	39mm Round GAL	45mm Round	45mm Round GAL	50mm Round			
	750kg	750kg	1500kg	1500kg	2000kg			
FORD (5x114.3) 1/2"	1654-39RFORD	1654-39RFORDGAL	1654-45RFORD	1654-45RFORDGAL	-	-	-	-
COM (5x120) 7/16"	1654-39RCOM	1654-39RCOMGAL	1654-45RCOM	1654-45RCOMGAL	-	-	-	-
HT (5x108) 7/16"	1654-39RHT	1654-39RHTGAL	1654-45RHT	1654-45RHTGAL	-	-	-	-
LC5 (5x150) 9/16"	1654-39RLC5	1654-39RLC5GAL*	1654-45RLC5	1654-45RLC5GAL*	-	-	-	-
LC6 (6x139.5) 1/2"	1654-39RLC6	1654-39RLC6GAL*	1654-45RLC6	1654-45RLC6GAL*	1654-50R2TNLC6	-	-	-
 ASTSS PART NUMBERS								
SQUARE AXLES								
	40mm Square	40mm Square GAL	45mm Square	45mm Square GAL	45mm Square Parallel	50mm Square Parallel	50mm Square 2T	50mm Square 2T Gal
	1000kg	1000kg	1500kg	1500kg	1600kg	1600kg	2000kg	2000kg
FORD (5x114.3) 1/2"	1654-40SFORD	1654-40SFORDGAL	1654-45SFORD	1654-45SFORDGAL	-	-	-	-
COM (5x120) 7/16"	1654-40SCOM	1654-40SCOMGAL	1654-45SCOM	1654-45SCOMGAL	-	-	-	-
HT (5x108) 7/16"	1654-40SHT	1654-40SHTGAL	1654-45SHT	1654-45SHTGAL	-	-	-	-
LC5 (5x150) 9/16"	1654-40SLC5	1654-40SLC5GAL*	1654-45SLC5	1654-45SLC5GAL*	1654-45SPARALC5	1654-50SPARALC5	-	-
LC6 (6x139.5) 1/2"	1654-40SLC6	1654-40SLC6GAL*	1654-45SLC6	1654-45SLC6GAL*	1654-45SPARALC6	1654-50SPARALC6	1654-50S2TNLC6	1654-50S2TNLC6GAL
DROP AXLES								
	40mm Square	45mm Square	45mm Square Parallel	50mm Square Parallel	50mm Square 2T			
	800kg	1300kg	1400kg	1400kg	1800kg			
FORD (5x114.3) 1/2"	1654D-40SFORD	1654D-45SFORD	-	-	-	-	-	-
COM (5x120) 7/16"	1654D-40SCOM	1654D-45SCOM	-	-	-	-	-	-
HT (5x108) 7/16"	1654D-40SHT	1654D-45SHT	-	-	-	-	-	-
LC5 (5x150) 9/16"	1654D-40SLC5	1654D-45SLC5	1654D-45SPARALC5	1654D-50SPARALC5	-	-	-	-
LC6 (6x139.5) 1/2"	1654D-40SLC6	1654D-45SLC6	1654D-45SPARALC6	1654D-50SPARALC6	1654D-50S2TNLC6	-	-	-
OVERLAY AXLES								
	40mm Square	45mm Square	45mm Square Parallel	50mm Square Parallel	50mm Square 2T			
	900kg	1400kg	1500kg	1500kg	1900kg			
FORD (5x114.3) 1/2"	1654O-40SFORD	1654O-45SFORD	-	-	-	-	-	-
COM (5x120) 7/16"	1654O-40SCOM	1654O-45SCOM	-	-	-	-	-	-
HT (5x108) 7/16"	1654O-40SHT	1654O-45SHT	-	-	-	-	-	-
LC5 (5x150) 9/16"	1654O-40SLC5	1654O-45SLC5	1654O-45SPARALC5	1654O-50SPARALC5	-	-	-	-
LC6 (6x139.5) 1/2"	1654O-40SLC6	1654O-45SLC6	1654O-45SPARALC6	1654O-50SPARALC6	1654O-50S2TNLC6	-	-	-

***ONLY AXLES AND BRAKES ARE GALVANISED. HUBS ARE BLACK**

BOAT ROLLERS

BOW ROLLER 3"



1502
3" Wide 17mm hole
Black

KEEL ROLLER CURVED 12"



1465
12" Wide 25mm hole
Black

BOW ROLLER



1502G
3" Wide 17mm hole
Grey

FLAT BILGE ROLLER



1424FA
6" Wide 17mm hole
Grey

KEEL ROLLER



1501
4" Wide 17mm hole
Black

FLAT BILGE ROLLER



1424F
6" Wide 17mm hole
Black

KEEL ROLLER



1501AB
4" Wide 17mm hole
Grey



1427AB
8" Wide 21mm hole
Grey



1424
6" Wide 17mm hole
Black



1427A
8" Wide 21mm hole
Black



1424AB
6" Wide 17mm hole
Grey



1468A
12" Wide 25mm hole
Grey



1424E
6" Wide 17mm hole
Black



1468
12" Wide 25mm hole
Black



1503C
8" Wide 21mm hole
Grey
Curved

WOBBLE ROLLER



1505
3" Wide 26mm hole
Grey



1424G
6" Wide 17mm hole
Black
Self centre

WOBBLE ROLLER



1430
4" Wide 26mm hole
Black Smooth



1465B
12" Wide 25mm hole
Grey
Curved

V POLY BLOCK



1442G
4"
Grey



1503A
8" Wide 21mm hole
Black

V POLY BLOCK



1442V
4"
Black

TEFLON STRIPS 1.5M



1436 Blue
50mm x 12mm x 1.5m



1436B Blue
57mm x 18mm x 1.5m

TEFLON STRIP 3M



1436AG Blue
50mm x 12mm x 3m

BOW ROLLER



1502AB
3" Wide 17mm hole
Blue
Suits aluminium

KEEL ROLLER



1501B
4" Wide 17mm hole
Poly blue
Suits aluminium



1424B
6" Wide 17mm hole
Poly blue
Suits aluminium



1424C
6" Wide 21mm hole
Poly blue
Suits aluminium



1424I
6" Wide 17mm hole
Poly blue Self Centre
Suits aluminium



1503B
8" Wide 21mm hole
Poly blue
Suits aluminium



1503D
8" Wide 21mm hole
Poly blue Concave
Suits aluminium



1427SB
8" Wide 21mm hole
Poly blue Self Centre
Suits aluminium

FLAT BILGE ROLLER



1427AC
6" Wide 17mm hole
Blue
Suits aluminium



1427BL
8" Wide 21mm hole
Blue



1468B
12" Wide 25mm hole
Blue
Suits aluminium

WOBBLE ROLLER



1505B
3" Wide 26mm hole
Blue Ribbed
Suits aluminium



1430A
4" Wide 26mm hole
Blue Suits aluminium

V POLY BLOCK



1442A
4"
Blue
Suits aluminium

BOW ROLLER



1502A
3" Wide 17mm hole
Red
Suits fibreglass

KEEL ROLLER



1501C
4" Wide 17mm hole
Red
Suits fibreglass



1424D
6" Wide 17mm hole
Red
Suits fibreglass



CHECK FOR AVAILABILITY

1424J
6" Wide 17mm hole
Red Self centre
Suits fibreglass



1427B
8" Wide 21mm hole
Red Curved
Suits fibreglass



CHECK FOR AVAILABILITY

1427SR
8" Wide 21mm hole
Red
Suits fibreglass



1465A
12" Wide 25mm hole
Red poly
Suits fibreglass

TEFLON STRIP



1436A Red
50mm x 12mm x 1.5m

FLAT BILGE ROLLER



1427AD
6" Wide 17mm hole
Red
Suits fibreglass



1427AR
8" Wide 21mm hole
Red
Suits fibreglass



1468R
12" Wide 25mm hole
Red
Suits fibreglass

WOBBLE ROLLER



1505C
3" Wide 26mm hole
Red Ribbed
Suits fibreglass



1505A
4" Wide 26mm hole
Red Smooth
Suits fibreglass

V POLY BLOCK



1442BV
4"
Red
Suits fibreglass

TEFLON STRIP 3M



1436AH Red
50mm x 12mm x 3m

BOAT FITTINGS

ROLLER SPINDLES/PINS GAL

1437

To suit 3" roller with 17mm hole. 16mm thick



1469

To suit 4" roller with 17mm hole. 16mm thick



1438

To suit 6" roller with 17mm hole. 16mm thick



1439

To suit 8" roller with 17mm hole. 16mm thick



1439A

To suit 8" roller 21mm hole. 19mm thick



1450

To suit 12" roller 25mm hole. 22mm thick



DOME WASHER

1414A

Zinc
For use on boat trailer



1414B

Black
For use on boat trailer



KEEL ROLLER BRACKET GAL

1475

Suit 3" roller



1442

Suit 4" roller



1444

Suit 6" roller



1445

Suit 8" roller



1445A

Suit 12" roller



WOOD YOKE GAL

1401

Straight
200mm
20mm post



1402

Angle
200mm
20mm post



1401A

Straight
280mm
20mm post



ROCKER ROLLER GAL

1449D

Suit 6" roller
For use on boat trailer



1449C

Suit 8" roller
For use on boat trailer



1449B

Suit 12" roller
For use on boat trailer



STEM ROLLER BRACKET GAL

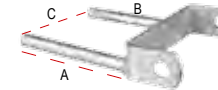
1446

Suit 4" roller



1448

Suit 6" roller



A - Post length - 15.5mm
B - Post Diameter - 16.45mm
C - Post Centre to Centre - 147mm

1449

Suit 8" roller



1449A

Suit 12" roller



MARINE HAND BRAKE

1819B

100mm Galvanised
To suit boat trailer,
straight draw bar.



1819A

75mm Galvanised
To suit boat trailer,
straight draw bar.



1819

50mm Galvanised
To suit boat trailer,
straight draw bar.



POST CLAMP WELD ON



1467
Black 3"



5500
2 holes

BOAT TRAILER WINCH POST GAL

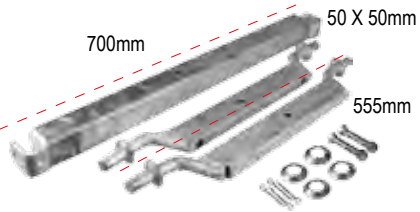


7139
14" - 16"
With roller bracket
360mm closed



7140
19" - 21"
With roller bracket
490mm height closed

REAR TILT CRADLE GAL



1454AC
Complete kit including washers, split pins, zinc nuts and black bolts

POST CLAMP BOLT ON GAL



1454
3"
20mm post



1454B
225mm centre to
centre bolt holes
40mm x 6mm with
2 x #1467
brackets welded on



1455
Suits 50mm x 25mm
RHS 20mm post



1456
50mm x 50mm



1458
75mm x 50mm



1459
100mm x 50mm



1460
65mm x 35mm

CLAMPS



1481
Clamp
Suit 1453 and 1453L



1480
Swing arm clamp
Suit 1454AC
Suit 50 square RHS

WOBBLE BRACKET STEM



1451S
255mm long
20mm x 20mm shaft




1451SL
With lug
Suit quad wobble

ROLLER POST SUPPORT GAL

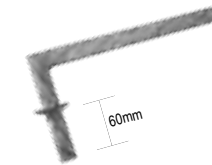


1451SP
20mm x 20mm shaft

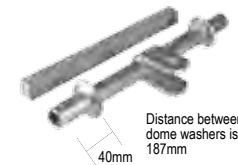
WOBBLE BRACKETS GAL



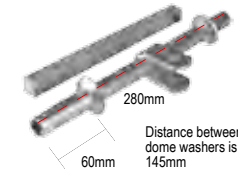
1451
Single 255mm long
Post with bracket
at 90°



1451L
Single long
Post with bracket
at 90°



1452
Double
Sold as Kit
20mm shaft



1452L
Double long
Sold as Kit



1453
Quad wobble multi
Sold as Kit



1453L
Quad wobble
multi long
Sold as Kit

BRAKES

HUB SIZE	OPTIONS	BRAKE TYPE	PART NUMBERS
9"	Hydraulic Drum	Backing Plate	1605LH 1605RH
9"	Mechanical Drum	Backing Plate	1604LH 1604RH
10"	Electric Drum	Backing Plate Standard Galvanised Dexter	1602LH 1602RH 1602GLH 1602GRH 1602DXLH 1602DXRH
10"	Hydraulic Disc	Caliper Standard	1614B
10"	Mechanical Disc	Caliper	1629
12"	Electric Drum	Backing Plate Standard Dexter	1601LH 1601RH 1601DXLH 1601DXRH
12"	Hydraulic Disc	Caliper Standard	1614B
12"	Hydraulic Dexter Drum	Backing Plate	1601ALH 1601ARH
12"	Mechanical Disc	Caliper	1629

GTM (GROSS TRAILER MASS) = GVM (GROSS VEHICLE MASS)

BRAKING CAPACITY (PER PAIR) USING 13/14" RIMS	BRAKING CAPACITY (PER PAIR) USING 15/16" RIMS	WELD RING / ANCHOR PLATES TO SUIT AXLE FORMATS							
		39mm ROUND LM	40mm SQUARE LM	45mm ROUND SLM	45mm SQUARE SLM	45mm SQUARE PARRA	50mm SQUARE DEXTER	50mm SQUARE PARRA	61mm ROUND DEXTER
1450kg	1200kg	1631C	1631A	1631B	1631B				
1200kg	1000kg	1618C	1618A	1618B	1618B				
1600kg	1400kg	1618C	1618A	1618B	1618B	1618B		1618B	
1500kg	1200kg	1615C	1615A	1615B	1615				
1300kg	1000kg	1615C	1615A	1615B	1615				
	2500kg							1633	1633A
	1200kg	1615D Modified	1615D Modified	1615D Modified	1615D	1615D	1615F	1615E	
	2400kg						1633		
	1000kg	1615D Modified	1615D Modified	1615D Modified	1615D	1615D	1615F	1615E	

BRAKING SYSTEMS

UP TO 750KG

Single axle trailers with a Gross Mass (GTM) not exceeding 750kg do not require brakes.

UP TO 2000KG

Trailers up to 2000kg GTM (except single axle trailers with GTM not exceeding 750kg) must have brakes operating on at least one axle which can be an 'over-ride' braking system.

OVER 2000KG

Trailers over 2000kg GTM must have brakes operating on all wheels which must be a 'break-away' braking system, where the trailer brakes are activated if the trailer detaches from the towing vehicle.

NOTE: Two axle trailers with axle centres spaced less than one meter apart are regarded as a single axle.

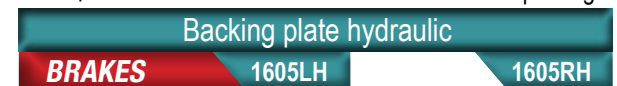
GTM DEFINITION

Gross trailer mass GTM is the mass transmitted to the ground by the tyres of the trailer when coupled to a towing vehicle and carrying the maximum load recommended by the manufacturer approximately uniformly distributed over the load bearing area.



9" no park left

9" no park right





9" left

9" right

Backing plate mechanical

1604LH

1604RH



10" park brake lever left

10" park brake lever right

Backing plate electric

1602LH

1602RH



10" galvanised park brake lever left

10" park brake lever right

Backing plate electric galvanised

1602GLH

1602GRH



10" park brake lever left

10" park brake lever right

Backing plate electric dexter

1602DXLH

1602DXRH



12" park brake lever left

12" park brake lever right

Backing plate electric

1601LH

1601RH



10" left self adjusting

10" right self adjusting

Backing plate electric - self adjusting

1602LHSA

1602RHSA

CHECK FOR AVAILABILITY

CHECK FOR AVAILABILITY




12" park brake lever left

12" park brake lever right

Backing plate electric dexter

1601DXLH

1601DXRH



12" park brake lever left

12" park brake lever right

Backing plate electric - self adjusting

1601LHSA

1601RHSA



12" no park left

12" no park right

Backing plate hydraulic

1601ALH

1601ARH

BRAKE HYDRAULIC

HYDRAULIC

HYDRAULIC BACKING PLATES



1605LH
9" no park left



1605RH
9" no park right



1601ALH
12" Hydraulic plate



1601ARH
12" Hydraulic plate

CALIPER BOLTS G5



1644
7/16" UNF
Suit 1614B caliper



1643C
Star washer

BRAKE BRACKET HYDRAULIC



1811
Hand brake bracket to suit master cylinder sizes 3/4", 7/8" and 1"



1811A
Hand brake bracket to suit master cylinder sizes 3/4", 7/8" and 1" zinc

WELD RINGS HYDRAULIC



1631C
39mm round



1631A
40mm square



1631B
45mm round



1631
45mm square



1633A
61mm round
12"



1633
50mm square
12"

MASTER CYLINDERS



1813
3/4" for hydraulic trailer brakes



1813A
Cap
3/4" for hydraulic trailer brakes



1814
7/8" for hydraulic trailer brakes
Large reservoir



1815
7/8" for hydraulic trailer brakes

WHEEL CYLINDER HYDRAULIC



1636BM
Wheel cylinder hydraulic
Suit 9"

BRAKE SHOES HYDRAULIC



1636A
9" x 1 3/4"
Hydraulic brakes

FITTING KITS HYDRAULIC



1625SK
Single Hydraulic Brake fitting kit



1625TK
Tandem Hydraulic Brake fitting kit



1625TRK
Tri Axle Hydraulic Brake fitting kit



1623
3/8" UNF male/female
400mm long

CALIPER HYDRAULIC GAL



1614B
Complete astss

DISC PADS HYDRAULIC



1616
2 piece for brake caliper 1629 & 1614B

FITTINGS HYDRAULIC



1622
Hydraulic brake line fitted



1624A
Bundy tube 50 Metre roll



1624B
Bundy tube 10 Metre roll



1625
3/16" Brake T Three way



1626
Fit 3/8" Tube nut Hydraulic line




1634
Fit 3/16" Tube nut Suit master cylinder.



1634TA
Tube adaptor. For master cylinder or calipers. Suit 1634W copper washers



1634W
Copper washer Suit 1634TA



ACCESSORIES



BC32X1-WSMV
Brake Commander Multivolt 12/24 volt Includes Brake away switch ASTSS part #1611



1611
Included Brake away switch for BC32X1-WSMV



WR01
Brake Commander Wireless Remote for BC32X1-WSMV



R1813BC
Master Cylinder 3/4" Use for single axle



R1815BC
Master Cylinder 7/8" Use for tandem axles

BRAKE COMMANDER HYDRAULIC BRAKE Controller

ALL STATES

**TRAILER
SPARES**



FEATURES & BENEFITS

- ADR APPROVED**
THE BRAKE COMMANDER IS APPROVED FOR USE ON TRAILERS UP TO 4500KG IN ALL STATES OF AUSTRALIA AND IS LEGALLY REQUIRED FOR ALL TRAILERS OVER 2000KG
- EASY TO USE**
CAN BE POWERED THROUGH EITHER THE TAIL LIGHT OR AUXILIARY WIRE IN A STANDARD TRAILER PLUG
- NO BRAKE CONTROLLER NEEDED**
ANY CAR CAN TOW A TRAILER FITTED WITH A BRAKE COMMANDER
- WIRELESS REMOTE**
COMES WITH AN IN-CABIN REMOTE MONITOR AS STANDARD
- PROPORTIONAL BRAKE CONTROL**
THE BUILT-IN ACCELEROMETER KNOWS HOW FAST YOU'RE STOPPING AND ADJUSTS BRAKE PRESSURE TO ACHIEVE A SAFE STOP
- ELECTRONIC PARK BRAKE**
CAN BE ENGAGED VIA THE REMOTE CONTROL. WILL AUTOMATICALLY RELEASE WHEN THE BRAKE PEDAL IS PRESSED
- HIGH POWERED**
CAN ACHIEVE UP TO 1400PSI WITH A 3/4" MASTER CYLINDER
- BREAK AWAY READY**
COMES STANDARD WITH A BREAK-AWAY SWITCH
- MEETS LEGAL REQUIREMENTS FOR ANY TRAILER OVER 2TN**
- 12 MONTH WARRANTY**



INTELLIGENT TRAILER BRAKE CONTROL

FOR EVERYBODY...



BC BRAKE COMMANDER

BRAKE MECHANICAL

MECHANICAL

MECHANICAL BACKING PLATES



1604LH
9" left



1604RH
9" right

HAND BRAKE / PULL MECHANICAL



1816A
ASTSS hand brake plate galvanised

LEVER MECHANICAL



1617
Lever
Suit caliper #1629



1617A
Centre pull arm. Suit caliper #1629

ADJUSTER



1636B
Suit 9" backing plate Mechanical

BRAKE SHOES MECHANICAL



1636
9" x 1 3/4"
Mechanical brakes

CALIPER MECHANICAL



1629
ASTSS complete Galvanised



1616
2 piece for brake cliper 1629 & 1614B



1642
Slider for calipers
Suit #1629
1642A available - straight



1643B
Bush
Stainless steel
Suit #1629



1617BS
Stainless spring for #1629 early model



1617SS
Stainless Steel Spring



1644 - Bolt G5
7/16" UNF
Suit 1614B caliper



1643C
Starnut washer

ANCHOR PLATE MECHANICAL



1615C
To suit 39 round axle



1615A
To suit 40 square axle



1615
To suit 45 square axle



1615D
To suit 45 square axle 12" disc. Long SLM



1615B
To suit 45 round axle



1615E
To suit 50 square axle 12" disc. Long SLM



1615F
To suit 50 square axle 11" disc. 2TN



1615G
To suit 45 square axle. Galvanised

WELD RING MECHANICAL



1618C
To suit 39 round axle



1618A
To suit 40 square axle



1618B
To suit 45 round axle



1618
To suit 45 square axle

BRAKE CABLE MECHANICAL



6215A
4mm 1000m
Cable Roll



6215
4mm
Per Meter



6215-8
4mm
8m cable length
7x7



1627
Brake cable kit
8m cable with
adjuster clamps



6213
Wire rope clamp
5mm



6213A
Wire rope clamp
6mm



1639A
Brake cable pulley



1639HD
Adjuster pulley
heavy duty

ELECTRIC BACKING PLATES 10"

	1602LH 10" park brake lever left
	1602RH 10" park brake lever right
	1602LHSA 10" park brake lever left - self adjusting <i>Check for availability</i>
	1602RHSA 10" park brake lever right - self adjusting <i>Check for availability</i>
	1602DXLH 10" park brake lever left - dexter
	1602DXRH 10" park brake lever right - dexter
	1602GLH 10" park brake lever left - galvanised
	1602GRH 10" park brake lever right - galvanised

ELECTRIC BACKING PLATES 12"

	1601LH 12" park brake lever left
	1601RH 12" park brake lever right
	1601LHSA 12" park brake lever right - self adjusting <i>Check for availability</i>
	1601RHSA 12" park brake lever left - self adjusting <i>Check for availability</i>
	1601DXLH 12" park brake lever left - dexter
	1601DXRH 12" park brake lever right - dexter



BRAKE SHOES ELECTRIC KIT

	1636C Suit 10"		1636E Suit 10"
	1636D Suit 12"		1636F Suit 12"






BRAKE SAFE UNITS

	1611 Brakeaway switch
	1610 Brake safe electric Brakeaway kit 2" and 4" wheels
	1610A Brake safe electric Brakeaway kit 6" and 8" wheels
	1610B Brake safe In cab monitor
	1630A (12Volt) Brake controller. Draw bar mount, waterproof.
	1620 Brake controller Tekonsha 9030 voyager
	1628 Brakesafe battery Replacement


MAGNET ARMS

	1602i 10" Magnet arm Left
	1602H 10" Magnet arm Right

MAGNETS ELECTRIC

	1606 Type to suit 10" green lead. Small
	1606B Type to suit 12" white lead. 225 coils of 0.51 copper wire
	1606A Type to suit 12" white lead. Large
	1640A 10" and 12". Suit electric brake magnet
	1640B 10" and 12". Suit electric backing plates

WELD RING ELECTRIC

	1618C To suit 39 round axle & 10" backing plates
	1618A To suit 40 square axle & 10" backing plates
	1618B *Suits ASTSS axles 45 square To suit 45 round axle & 10" backing plates
	1618 To suit 45 square axle & 10" backing plates
	1633 Suit 50mm square axle & 12" backing plates
	1633A Suit 61mm round axle & 12" backing plates

BRAKE ACCESSORIES

BRAKE PLATE

SPRINGS



1602L
10" Top spring
Suit backing plate



1602M
10" Bottom spring
Suit backing plate



1640B
Magnet spring
Suit backing plates
10" and 12"

ADJUSTER 10"



1602J
Suit backing plate

SHOE RETAINER



1602K
Suit backing plate

DISC PAD



1616A
Suit Trojan Caliper
Each piece

T PIECE



1642A
Slider for calipers
Straight



1642
Slider for calipers
Suit #1629

HAND BRAKE / PULL MECHANICAL



1816A
ASTSS hand brake
plate galvanised



1816C
Hand brake pull
passified

MARINE HAND BRAKE



1819B
100mm Galvanised
To suit straight
draw bar.



1819A
75mm Galvanised
To suit straight
draw bar.



1819
50mm Galvanised
To suit straight
draw bar.

HAND BRAKE PIVOT



1602O
Left hand
10"



1602N
Right hand
10"







WASHER STAR











1643C
Washer star caliper

Want more
information?
Contact our
sales team
02 4353 2224



<p>ASTSS TOW BALL 50mm</p>  <p>1830 3.5TN Chrome 50mm Thread Diameter 22mm</p>	<p>TOW BALL 50mm</p>  <p>1831C Chrome With 25mm rise 2000kg</p>	<p>TOW BALL 1 7/8"</p>  <p>1831B Chrome 2000kg</p>	<p>TOW BALL 50mm Long S'k</p>  <p>1831D Long Shank Chrome 3.5TN 130mm shank</p>	<p>TOW BALL COVER</p>  <p>1856A Black Clip on suit 50mm</p> <hr/>  <p>1856 Chrome Clip on suit 50mm</p>
--	--	--	---	--

<p>HEAVY DUTY TOW BALL</p>  <p>1839 1839AB Pintle hook 5000kg Pintle ball only Sold separately Suit 1839A</p> <p>1839 SUITS 1839A (sold separately)</p>  <p>1839A Pintle hook and ball</p>	<p>HEAVY DUTY TOW BALL</p>  <p>1855A 3" Suit gooseneck trailer 9000kg</p> <p>SUITS (sold separately)</p>  <p>1855B Trailer Coupling Heavy Duty 9TN capacity Suit 3" ball</p>	<p>HEAVY DUTY TOW BALL</p>  <p>1855 Tow Ball Heavy Duty 70mm Suits 4.5TN</p> <p>SUITS (sold separately)</p>  <p>1854 Heavy duty coupling 6TN</p>	<p>TOW BALL 2 5/16" (58.737mm)</p>  <p>1855C Tow Ball 2 5/16" Chrome 6000kg</p> <p>SUITS (sold separately)</p>  <p>1855D Trailer Coupling Heavy Duty 6TN capacity Suit 2 5/16" ball</p>
--	---	---	--

50MM BALL COUPLINGS

VERRIDE MECHANICAL KIT 1816K



KIT 1816K - (Supplied unassembled)

Mechanical override
Galvanised
2000Kg
5214 & 1808 Nut & Bolt

KIT COMPONENTS (sold separately)



1809A
2000kg
Galvanised
50mm
SOLID SHAFT



1816A

Want more information?
Contact our sales team
PHONE 02 4353 2224

VERRIDE COUPLING KIT 1811KT



KIT 1811KT - (Supplied unassembled)

Hydraulic 7/8" Master cylinder
Galvanised
2000kg

KIT COMPONENTS (sold separately)



1809A
2000kg
Galvanised
50mm
SOLID SHAFT



1815
7/8"
master cylinder



1811A
Hydraulic
handbrake
bracket

YDRAULIC COUPLING KIT 1811KS



KIT 1811KS - (Supplied unassembled)

Hydraulic 3/4" Master cylinder
Galvanised
2000Kg

KIT COMPONENTS (sold separately)



1809A
2000kg
Galvanised
50mm
SOLID SHAFT



1813
3/4"
master cylinder



1811A
Hydraulic
handbrake
bracket

2 HOLE COUPLINGS



1805
Quick release
With adjuster screw
2000kg 50mm Painted



1805A
Quick release
With adjuster screw
Galvanised
2000kg 50mm

3 HOLE COUPLING



1853
Quick release
With adjuster screw
2000kg 50mm
Galvanised

COUPLING STARNUT



1837
Trailer spin 2 hole
1000kg
50mm



1802
Replacement kit
Suit 1837




1835
Replacement part for
1837. Starnut drilled
and tapped.

POLY BLOCK COUPLINGS

OTHER COUPLINGS
AVAILABLE ON SPECIAL ORDER



VERRIDE COUPLINGS

	1809 2000kg 50mm Painted SOLID SHAFT
	1809A Galvanised 2000kg 50mm SOLID SHAFT
	18093T 3000kg 50mm

WELD ON COUPLING

	1848 Quick release With adjuster screw 2000kg 50mm
--	--

ELECTRIC BRAKE COUPLINGS



	1818 With handbrake lever 3500kg Painted 50mm
	1818A With handbrake lever 3500kg Galvanised 50mm

HEAVY DUTY COUPLING

	1854 70mm 4.5TN Electric 6TN 185 x 55mm 16.4mm hole Ø
---	--

GOOSE NECK COUPLINGS





	1855D Trailer Coupling Heavy Duty 6TN capacity Suit 2 5/16" ball 1855C
	1855B Trailer Coupling Heavy Duty 9TN capacity Suit 3" ball 1855A

1830 ASTSS TOW BALL		1831C TOW BALL	
3.5 TN Chrome 50mm		25mm rise 2000kg Chrome 50mm	


KIT 1824B

	1824B Off road poly block weld on 3TN Trailer - off road poly block ASTSS (inc. car bracket and pin)
---	--





KIT COMPONENTS (sold separately)

	1850A Off road poly block 3TN Weld on coupling
	1827AS Detachable U bracket ASTSS including pin
	1827ASTS Detachable coupling pin ASTSS
ALSO AVAILABLE	1827AST Detachable U bracket ASTSS (without pin)
	

KIT 2TN 1825B

	1825B Override poly block 2tn Trailer - poly block 2tn ASTSS (inc. car bracket and pin)
--	---

KIT COMPONENTS (sold separately)

	1840 ASTSS override poly block Coupling - no car bracket
	1827AS Detachable U bracket ASTSS including pin
	1827ASTS Detachable coupling pin ASTSS
ALSO AVAILABLE	1827AST Detachable U bracket ASTSS (without pin)
	

RING COUPLINGS



Trailer - 75mm 2000kg

SOLID SHAFT

Swivel ring

HITCHES

1838A



Trailer coupling ring over ride

75mm 2000kg **SOLID SHAFT**

Override ring

1838



75mm 3000kg

Fixed ring

1828



75mm 6000kg 3tn on-road

Fixed ring

1829



Pintle hook 5000kg

Hole centres 85 x 45mm



1839C Pin only

Pintle hook

1839



5000kg on hook and

3.5tn x 50mm on ball Hole centres 85 x 45mm



1839C Pin only

Pintle hook with ball

1839A



Trailer - fixed bolt on 6 tn, 8tn capacity (d rating 6tn)

Fixed ring bolt on

HEAVY DUTY

1838CF



Trailer - weld on 6.5 tn capacity (d-rating 5.1 tn)

Swivel ring weld on

1838C



Trailer - bolt on 12 tn capacity (d rating 12tn)

Swivel ring bolt on

1838E



Trailer - weld on 13 tn capacity (d rating 8.2tn)

Swivel ring weld on

1838D



7.5tn on hook and 3.5tn on ball

Hole centres 85 x 45mm 50mm ball

Pintle hook with ball

1839AW



13tn capacity (d-rating 8.2tn)

Hole centres 85 x 45mm

Pintle hook


1839B

D RATINGS

TOW BALL MOUNTS

Always keep the trailer as level as possible. A level trailer places less strain on the connection between the trailer and the tow ball. Keeping the trailer level will also help keep the trailer in line behind the vehicle while towing.

185mm x 200 mm 4.5TN



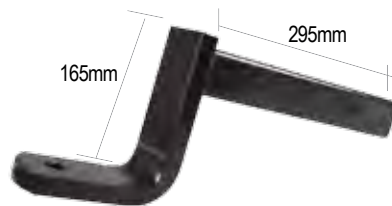
721166 To suit pintle hook

80 mm x 300 mm 2.7TN



721171 80mm x 300mm long

165 mm x 295 mm 2.7TN



721174 165mm x 295mm long

150 mm x 200 mm 4TN



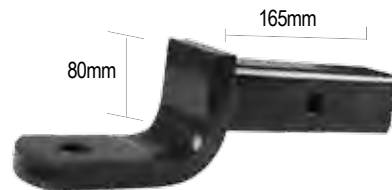
721183 Solid 150mm x 200mm long

220 mm x 250 mm 2TN



721187 220mm x 250mm long adjustable

80 mm x 165 mm 2.7TN



721196 80mm x 165mm long

180 mm x 235 mm 4.5TN



721199 180mm x 235mm long

SUIT BALL MOUNTS 1/2 & 9/16



R1104B
Tow bar lock
ASTSS
With 2 pin sizes

SUIT BALL MOUNTS 5/8



1104A
Tow bar lock
To suit square
50mm receiver

COUPLINGS & ACCESSORIES

BOLTS, PINS AND NUTS

	1852ASTS Coupling plunger keeper Quick release Suit ASTSS
	1852 Coupling plunger keeper
	1851 Adjuster bolt & nut Suit coupling, imperial 1/2" BSW
	1851A Adjuster bolt & nut Suit coupling, metric M12 Suit ASTSS
	5301B Nut 1/2" zinc
	5307 1/2" spring washer
	5214 Bolt 1/2" x 4" long UNF HT G5 With nut
	5204B Bolt 1/2" x 2" long UNF HT G8 With nut






R CLIPS

	6223 R clip 3mm pin size
	6223A R clip 4mm pin size
	6224 R clip 4.5mm pin size

LYNCH PINS

	6208A Lynch pin 6mm (1/4")
	6208 Lynch pin 8mm (5/16")
	6207 Lynch pin 10mm (3/8")

COUPLING PLATES

	1806 6mm 2 hole Coupling plate
	1806A 8mm 2 hole Coupling plate
	1807 6mm 3 hole Coupling plate
	1808A 6mm 4 hole Coupling plate
	1808 8mm 4 hole Coupling plate

CLIPS & CATCHES

	1820Z Reversing clip To suit over ride coupling zinc Suit ASTSS
	1820C Reversing clip To suit ASTSS coupling (cast)
	1836 Handle & safety catch ASTSS
	1821ASTSS Safety catch Suit ASTSS coupling
	1858A Safety catch Suit ASTSS
	1820A Reversing Pin To suit over ride coupling

LOCKS



1103
Anti theft
coupling lock
For trailer or caravan



R1104B
Tow bar lock
ASTSS
With 2 pin sizes



1104A
Tow bar lock
To suit square
50mm receiver

ACCESSORIES



1860AC
Grease nipple
For coupling



1839C
Pintle hook pin
(Pin only)

SPRINGS



1835A
Starnut spring
For starnut
coupling



1820B
Reversing spring
To suit override
coupling



1809B
Coupling spring
heavy duty To suit
over ride (spring only)



1857
Spring for plunger



ELECTRICAL - PLUGS / SOCKETS / ADAPTORS

6 PIN PLUGS



4131
small round
trailer plug
metal



4132
small round
trailer plug
plastic

7 PIN PLUGS



4133
small round
trailer plug
metal



4134
small round
trailer plug
plastic



4139
big round
trailer plug
metal



4140
big round
trailer plug
plastic



4129
flat
trailer plug
plastic

6 PIN SOCKETS



4135
small round
trailer socket
metal



4136
small round
trailer socket
plastic

7 PIN SOCKETS



4137
small round
trailer socket
metal



4138
small round
trailer socket
plastic



4141
big round
trailer socket
metal



4141A
big round
trailer socket
plastic



4130
flat
trailer socket
plastic

12 PIN FLAT PLUG



4129B
Trailer plug
Plastic

12 PIN FLAT SOCKET



4130B
Trailer socket
Plastic

ADAPTORS



4142
7 pin small round
male to 6 pin small
round female



4151
7 pin flat female
to 7 pin small
round female



4150
7 pin flat male to
6 pin small
round female



4153A
7 pin large
round male to 7
pin flat female



4143
7 pin small round
female to 6 pin
small round male



4153B
7 pin large round
female to 6 pin small
round female



4153F
7 pin large round
male to 6 pin small
round male



4153C
7 pin large round
female to 7 pin
small round female



4152
7 pin flat male
to 6 pin small
round female



4153E
7 pin large round
male to 7 pin small
round male



4153
7 pin flat male
to 7 pin small
round female



4153D
7 pin large round
female to 7 pin
flat male

ELECTRICAL - CABLE / LOOM / LIGHT BOARD

WIRING LOOM



1470L Wire loom with 2 LED lamps 5.5m long

2 CORE COLOURED TRAILER CABLE



4 amps

4157 30m per roll
4158 100m per roll
4157A per metre

5 CORE COLOURED TRAILER CABLE



4 amps

*30m per roll shown

4101 30m per roll
4102 100m per roll
4102A per metre

7 CORE COLOURED TRAILER CABLE



4 amps

*100m per roll shown

4103 30m per roll
4104 100m per roll
4104A per metre

LIGHT BOARDS



1470C 1.5m long with 8m of cable and 7 pin round plug*

1470B 1.5m long with 8m cable and 7 pin flat plug*

1470A 1.8m long with 8m of cable and 7 pin round plug*

1470 1.8m long with 8m of cable and 7 pin flat plug*

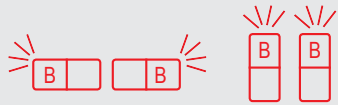
*complete (astss) for use on boat trailers

ELECTRICAL - LIGHTS

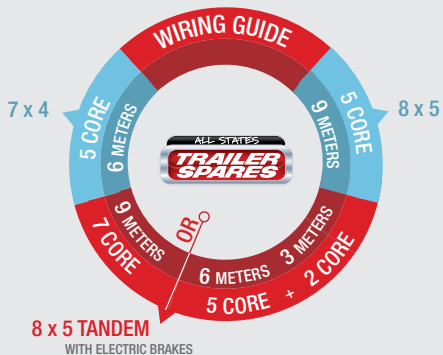
HOW TO WIRE A TRAILER

MUST HAVE

- Brake lights
- Tail gate
- Blinkers (left and right)
- Number plate light
- Must have clearance lights on trailers over 2100mm wide
- Red reflectors and lights facing rear of trailer, white reflectors towards front and amber reflectors to side of trailer.



- Blinkers must face to outside of trailer or top if orientated vertically.




REFLECTORS - 75mm x 45mm



* Sizes can change & may vary

3997	Amber (screw on)
3997A	White (screw on)
3997B	Red (screw on)

REFLECTORS - 100mm x 45mm



* Sizes can change & may vary

3998	Amber (screw on)
3998A	White (screw on)
3998B	Red (screw on)


REFLECTORS - 60mm ROUND



* Sizes can change & may vary

3999	Amber (screw on)
3999A	White (screw on)
3999B	Red (screw on)


REFLECTORS - 60mm x 40mm



* Sizes can change & may vary

4106	Amber (stick on)
4106A	White (stick on)
4106B	Red (stick on)

REFLECTORS - 70mm x 20mm



* Sizes can change & may vary

4105	Amber (stick on)
4105A	White (stick on)
4105B	Red (stick on)

TRAILER LIGHT REAR SQUARE



4122	Stop, tail & indicator lamp with number plate light window 100mmx100mm
-------------	--

COMBINATION LAMP



4144	Stop, tail, indicator and number plate lamp window 165mm x 80mm
-------------	---

TRAILER NUMBER PLATE LAMP



4149	Trailer number plate lamp with globe 65mm x 35mm
-------------	--

TRAILER LAMPS LED MULTI VOLT



4122LEDB
Side marker lamp
Amber 12/24V
58mm x 35mm



4122LEDC
Front/side marker lamp
Clear 12/24V
58mm x 35mm



4127LED
Side marker lamp
Red 12/24V
58mm x 35mm



4127CLED
Side clearance lamp
Red/Amber 12/24V
58mm x 35mm

TRAILER REAR LAMP COMBO



4122LED24
Combination stop, tail,
blinker. 12/24V
188mm x 100mm



4122LEDST
Combination stop, tail,
blinker. 12V
188mm x 100mm

LIGHT COMBO



4122LED
Stop, tail, blinker,
number plate light
(Pair)
100mm x 100mm



4122LEDLH
Stop, tail, blinker,
100mm x 100mm



4122LEDRH
Stop, tail, blinker,
number plate light
100mm x 100mm

TRAILER NUMBER PLATE LAMP



4122LEDNP
Stop, tail, blinker.
12/24V
76mm x 42mm

TRAILER FULLY SUBMERSIBLE



4122LEDW
Rear combination stop, tail,
blinker, number plate kit with
plug in light attachments.
200mm X 113mm

TRAILER REAR LAMP COMBO



4122LEDSTR
Stop, tail, blinker.
(Pair) Multi Volt
145mm x 75mm

Want more information? Contact our sales team. PHONE 02 4353 2224



H HUBS NON BRAKED

	Ford	Commodore	HT	Datsun	Mini	Gemini Honda BMW	Cortina	Subaru 4 stud	Subaru 5 stud	Mazda	LC 6 Stud	LC 5 Stud 100 series	LC Blank	F100	Blank	Velox
STUD	5	5	5	4	4	4	4	4	5	4	6	5		5		5
PCD	114.3mm	120mm	108mm	114.3mm	101.6mm	100mm	108mm	140mm	100mm	110mm	139.7mm	150mm	-	139.7mm	-	108mm
THREAD SIZE UNF	1/2	7/16	7/16	7/16	7/16	7/16	7/16	1/2	1/2	7/16	1/2	9/16		1/2		7/16
★ Inc wheel nuts	★	★	★	★	★	★	★	★	★	★	★	★		★		★
Standard hub no bearings	1906	1906A	1906B	1906C	1906D	1906E	1906F	1906H	1906HS	1906i	1909	1909A	H1909BL	1909D	H1912	1912A
LM bearings 67048/10 11949/10 seal & cap	1907	1907A	1907B	1907C	1907D	1907E	1907F	1907H	1907HS	1907i	1909B	1910	•	1909E		
SLM bearings 68149/10 12749/10 seal & cap	1908	1908A	1908B	1908C	1908D	1908E	1908F	1908H	1908HS	1908i	1909C	1911	•	1909F	•	•

← ASTSS PART NUMBERS





HUBS NON BRAKED GALVANISED & ZINC

	Ford	Commodore	HT
STUD	5	5	5
PCD	114.3mm	120mm	108mm
THREAD SIZE UNF	1/2	7/16	7/16
★ Inc wheel nuts	★	★	★
Gal/Zinc Non braked no bearings	1906FG	1906QG	1906TG
LM bearings 67048/10 11949/10 seal & cap	1907FG	1907QG	1907TG
SLM bearings 68149/10 12749/10 seal & cap	1908FG	1908QG	1908TG

FORD



PCD 114.3mm

COMMODORE



PCD 120mm

HT



PCD 108mm



LM bearings MARINE 67048/10 11949/10 seal & cap	1907FGM	1907QGM	1907TGM
SLM bearings MARINE 68149/10 12749/10 seal & cap	1908FGM	1908QGM	1908TGM

How to replace & adjust your bearings



1. Jack trailer up so the wheel is off the ground.
2. Remove wheel, dust cap, split pin, axle nut, washer and hub.
3. Remove outer bearing from hub and clean hub with a cloth.
4. Knock out seal, inner and outer bearing cups with a suitable hammer and punch.
5. Press in the new cups evenly all the way to the bottom of the bearing housing.
6. Pack new bearings with high temperature waterproof grease (180 deg C), making sure to work grease into all rollers on the bearing. Place bearings into hub and install rear seal. Place hub back on axle.
7. Install washer and tighten axle nut so there is no movement in the bearing (be careful to not over tighten axle nut). Hub should spin freely with no vertical or horizontal rocking.
8. Replace with a new split pin and ensure the legs are bent around the axle nut so it won't fall out.
9. Replace dust cap.
10. Replace tyre and wheel nuts.

How to replace and adjust your MARINE bearings



1. Jack trailer up so the wheel is off the ground.
2. Remove wheel, dust cap, split pin, axle nut, washer and hub.
3. Remove outer bearing from hub and clean hub with a cloth.
4. Knock out seal, inner and outer bearing cups with a suitable hammer and punch.
5. Press in the new cups evenly all the way to the bottom of the bearing housing.
6. Pack new bearings with high temperature waterproof grease (180 deg C), making sure to work grease into all rollers on the bearing. Place bearings into hub and install rear seal. Place hub back on axle.
7. Install washer and tighten axle nut so there is no movement in the bearing (be careful to not over tighten axle nut). Hub should spin freely with no vertical or horizontal rocking.
8. Replace with a new split pin and ensure the legs are bent around the axle nut so it won't fall out.
9. Replace dust cap.
10. Replace tyre and wheel nuts.

HUB DRUMS


9" HUB DRUM

	Ford	Commodore	HT	LC 6 stud	LC 5 stud 100 series	F100 5 stud	Blank	Landrover
STUD	5	5	5	6	5	5		5
PCD	114.3mm	120mm	108mm	139.7mm	150mm	139.7mm	-	165.1mm
THREAD SIZE UNF	1/2	7/16	7/16	1/2	9/16	1/2		5/8
★ Inc wheel nuts	★	★	★	★	★	★		

STANDARD HUB DRUM

Standard hub drum no bearings	1901	1901A	1901B	1901C	1901D	1901E	H1901BL	1928
LM bearings 67048/10 11949/10 seal & cap	1903	1903A	1903B	1903C	1903D	1903E	•	1928A
SLM bearings 68149/10 12749/10 seal & cap	1904	1904A	1904B	1904C	1904D	1904E	•	1928B

ASTSS PART NUMBERS



10" HUB DRUM

	Ford	Commodore	HT	LC 6 stud	LC 5 stud 100 series	F100	Blank	Landrover	Navara 6 stud
STUD	5	5	5	6	5	5	-	5	6
PCD	114.3mm	120mm	108mm	139.7mm	150mm	139.7mm	-	165.1mm	114.3mm
THREAD SIZE UNF	1/2	7/16	7/16	1/2	9/16	1/2	-	5/8	1/2
★ Inc wheel nuts	★	★	★	★	★	★	-	★	★

STANDARD HUB DRUM

Standard hub drum no bearings	1920	1920A	1920B	1920C	1920D	1920E	H1920BL	1920F	1920G
LM bearings 67048/10 11949/10 seal & cap	1921	1921A	1921B	1921C	1921D	1921E	•	1928C	1921G
SLM bearings 68149/10 12749/10 seal & cap	1922	1922A	1922B	1922C	1922D	1922E	•	1928D	1922G

FORD



PCD 114.3mm

COMMODORE



PCD 120mm

HT



PCD 108mm

LC 6 STUD



PCD 139.7mm

LC 5 STUD



PCD 150mm

F100



PCD 139.7mm

BLANK



DIA 10"

LANDROVER



PCD 165,1mm

NAVARA 6 STUD



PCD 114.3mm

DISC HUBS

10" DISC HUBS

	Ford	Commodore	HT
STUD	5	5	5
PCD	114.3mm	120mm	108mm
THREAD SIZE UNF	1/2	7/16	7/16
★ Inc wheel nuts	★	★	★

STANDARD HUB DISC 10"

Standard hub disc no bearings	1915	1915A	1915B
LM bearings seal & cap	1916	1916A	1916B
SLM bearings seal & cap	1917	1917A	1917B

FORD



PCD 114.3mm

COMMODORE



PCD 120mm

HT



PCD 108mm

10" DISC HUBS GALVANISED

	Ford	Commodore	HT	LC 6 stud	LC 5 stud 100 series
STUD	5	5	5	6	5
PCD	114.3mm	120mm	108mm	139.7mm	150mm
THREAD SIZE UNF	1/2	7/16	7/16	1/2	9/16
★ Inc wheel nuts	★	★	★	★	★

GAL/ZINC HUB DISC 10"

Gal/zinc hub drum no bearings	1915E	1915F	1915G	.	.
LM bearings seal & cap	1916E	1916F	1916G	ASTSS PART NUMBERS	
SLM bearings seal & cap	1917E	1917F	1917G	.	.

FORD



PCD 114.3mm

COMMODORE



PCD 120mm

HT



PCD 108mm



LM bearings MARINE 67048/10 11949/10 seal & cap	1916EM	1916FM	1916GM
SLM bearings MARINE 68149/10 12749/10 seal & cap	1917EM	1917FM	1917GM

10" BEEHIVE DISC HUB

	Ford	Commodore	HT	LC 6 stud	LC 5 stud 100 series
STUD	5	5	5	6	5
PCD	114.3mm	120mm	108mm	139.7mm	150mm
THREAD SIZE UNF	1/2	7/16	7/16	1/2	9/16
★ Inc wheel nuts	★	★	★	★	★

BEHIVE HUB DISC 10"

Behive no bearings	•	•	1915H	•	•
LM bearings seal & cap	•	•	1916H	•	•
SLM bearings seal & cap	•	•	1917H	•	•

GAL BEHIVE HUB DISC 10"

Gal behive no bearings	•	•	1915HG	•	•
------------------------	---	---	--------	---	---



MARINE LM bearings 67048/10 11949/10 seal & cap	•	•	1916HGM	•	•
MARINE SLM bearings 67048/10 11949/10 seal & cap	•	•	1917HGM	•	•

HT BEEHIVE



PCD 108mm

HT BEEHIVE GAL



PCD 108mm

12" DISC HUBS

	LC 6 stud	LC 5 stud 100 series
STUD	6	5
PCD	139.7mm	150mm
THREAD SIZE UNF	1/2	9/16
★ Inc wheel nuts	★	★

HUB DISC 12"

12" Disc no bearings	1915C	1915D
LM bearings seal & cap	1916C	1916D
SLM bearings seal & cap	1917C	1917D

LC 6 STUD



PCD 139.7mm

LC 5 STUD



PCD 150mm

P NON BRAKED PARALLEL

	LC 6 stud	LC 5 stud 100 series
HUB DRUM		
Parallel no bearings	1909G	1909H
Para bearings 68149/10 & 68149/10 seal & cap	1909K	1909L



10" PARALLEL

	Ford	LC 6 stud	LC 5 stud 100 series
HUB DRUM			
Parallel no bearings	1920P	1920H	1920i
Para bearings 68149/10 & 68149/10 seal & cap	1971FP	1971	1971E



12" PARALLEL DISC

	LC 6 stud	LC 5 stud 100 series
HUB DRUM		
12" Disc Parallel no bearings	1915DP6	1915DP5
Para bearings 68149/10 & 68149/10 seal & cap	1917P6	1917P5



2^{TN} NON BRAKED

	LC 6 stud	LC 5 stud 100 series
HUB		
2TN no bearings	1914	1914D
2TN bearings 25580/15123 seal & cap	1914A	1914E



2^{TN} HUB DRUMS 12" ELECTRIC

	LC 6 stud	LC 5 stud 100 series	Blank 12" drum	Dexter 6 stud
HUB DRUM				
Standard hub drum to suit 25580/15123 no bearings	1962	1963	1962D	H1962DX
2tn bearings 25580/15123 seal & cap	1962A	1963A		1962ADX



2^{TN} DISC

	LC 6 stud
HUB DISC	
To suit 25580/15123 no bearings	1927D
25580/15123 with bearings	1927DB
To suit 25580/15123 Galvanised no bearings	1927DG
25580/15123 Galvanised with bearings	1927DGB

ASTSS PART NUMBERS



3^{TN} NON BRAKED

	LC 6 stud
HUB	
3TN no bearings	1914B
3TN bearings 30210/29748 seal & cap	1914C

LC 6 STUD 3TN



PCD 139.7mm

3^{TN} HUB DRUMS 12" ELECTRIC

	LC 6 stud	LC 5 stud 100 series
HUB DRUM		
3tn bearings 30210/29748 seal & cap	1963B	1963C

LC 5 STUD 3TN



PCD 150mm

LC 6 STUD 3TN



PCD 139.7mm #1963B

LM BEARINGS

LM BEARINGS HCH



LM KIT 1960

Bearing Kit LM
67048/10 11949/10
Seal and cap

KIT COMPONENTS (Also sold separately)



1950E
Bearing LM Inner
67010/67048 HCH



1950F
Bearing LM Outer
11910/11949 HCH



1956
Oil Seal LM
28550



1958
Dust Cap
45mm Suit LM/SLM

ALSO AVAILABLE



1950
Bearings Only LM
67048/10 11949/10

LM BEARINGS KOYO



LM KIT 1969B

Bearing Kit KOYO LM
67048/10 11949/10
Seal and cap

KIT COMPONENTS (Also sold separately)



1951BA
Bearing LM Inner
67010/67048 KOYO



1951BB
Bearing LM Outer
11910/11949 KOYO



1956
Oil Seal LM
28550



1958
Dust Cap
45mm Suit LM/SLM

ALSO AVAILABLE



1951B KOYO
Bearings Only LM
67048/10 11949/10

LM MARINE HCH



LM MARINE KIT 1960M

Bearing Kit LM
67048/10 11949/10
Marine seal and cap

KIT COMPONENTS (Also sold separately)



1950E
Bearing LM Inner
67010/67048 HCH



1950F
Bearing LM Outer
11910/11949 HCH



1957
Oil Seal Marine LM



1958
Dust Cap
45mm Suit LM/SLM

ALSO AVAILABLE



1415A
Bearing Buddy 45mm
Stainless steel x 2

LM MARINE KOYO



LM MARINE KIT 1960BM

Bearing Kit LM KOYO
67048/10 11949/10
Marine seal and cap

KIT COMPONENTS (Also sold separately)



1951BA
Bearing LM Inner
67010/67048 KOYO



1951BB
Bearing LM Outer
11910/11949 KOYO



1957
Oil Seal Marine LM



1958
Dust Cap
45mm Suit LM/SLM

ALSO AVAILABLE



1416A Red cover
for bearing buddy

SLM BEARINGS HCH



SLM KIT 1961

Bearing Kit SLM
68149/10 12749/10
Seal and cap

KIT COMPONENTS (Also sold separately)



1952A
Bearing SLM Inner
68110/68149 HCH



1952B
Bearing SLM Outer
12710/12749 HCH



1964
Oil Seal SLM
28600



1958
Dust Cap
45mm Suit LM/SLM

ALSO AVAILABLE



1952
Bearings Only SLM
68149/10 12749/10

SLM BEARINGS KOYO



SLM KIT 1970B

Bearing Kit KOYO SLM
68149/10 12749/10
Seal and cap

KIT COMPONENTS (Also sold separately)



1953BA
Bearing SLM Inner
68110/68149 KOYO



1953BB
Bearing SLM Outer
12710/12749 KOYO



1964
Oil Seal SLM
28600



1958
Dust Cap
45mm Suit LM/SLM

ALSO AVAILABLE



1953B KOYO
Bearings Only SLM
69149/10 12749/10

SLM MARINE HCH



SLM MARINE KIT 1961M

Bearing Kit SLM
68149/10 12749/10
Marine seal and cap

KIT COMPONENTS (Also sold separately)



1952A
Bearing SLM Inner
68110/68149 HCH



1952B
Bearing SLM Outer
12710/12749 HCH



1965
Oil Seal Marine SLM



1958
Dust Cap
45mm Suit LM/SLM

ALSO AVAILABLE



1415A
Bearing Buddy 45mm
Stainless steel x 2

SLM MARINE KOYO



SLM MARINE KIT 1970BM

Bearing Kit SLM KOYO
68149/10 12749/10
Marine seal and cap

KIT COMPONENTS (Also sold separately)



1953BA
Bearing SLM Inner
68110/68149 KOYO



1953BB
Bearing SLM Outer
12710/12749 KOYO



1965
Oil Seal Marine SLM



1958
Dust Cap
45mm Suit LM/SLM

ALSO AVAILABLE



1416A Red cover
for bearing buddy


2TN BEARINGS


2TN ASTSS		HCH
		
KIT 1954A ASTSS Bearing Kit 2TN 25580/20 15123/45 Seal and cap		
KIT COMPONENTS (Also sold separately)		
	1954B Bearing 2TN Inner 25580/25520 HCH	
	1954C Bearing 2TN Outer 15123/15245	
	1968 Oil Seal 2TN Suit 12" ELEC/LAZY	
	1966A (11" Disc) Dust Cap 63.5mm Para/DXT Electric	

2TN LAZY		HCH
		
KIT 1954L Lazy Bearing Kit 2TN 25580/20 15123/45 Seal and cap		
KIT COMPONENTS (Also sold separately)		
	1954B Bearing 2TN Inner 25580/25520 HCH	
	1954C Bearing 2TN Outer 15123/15245	
	1968 Oil Seal 2TN Suit 12" ELEC/LAZ	
	1966 (Lazy) Dust Cap 62.5mm Suit 2TN lazy	

2TN DEXTER		HCH
		
KIT 1954DXT Dexter Bearing Kit 2TN 25580/20 15123/45 Seal and cap		
KIT COMPONENTS (Also sold separately)		
	1954B Bearing 2TN Inner 25580/25520 HCH	
	1954C Bearing 2TN Outer 15123/15245	
	1968 Oil Seal 2TN Suit 12" ELEC/LAZ	
	1966 (Lazy) Dust Cap 62.5mm Suit 2TN lazy	

2TN DISC		HCH
		
KIT 1954D Disc Bearing Kit 2TN 25580/20 15123/45 Seal and cap		
KIT COMPONENTS (Also sold separately)		
	1954B Bearing 2TN Inner 25580/25520 HCH	
	1954C Bearing 2TN Outer 15123/15245	
	1968B Oil Seal 2TN Suit DXT Disc	
	1966A (11" Disc) Dust Cap 63.5mm Para/DXT Electric	

ALSO AVAILABLE	
	1318 Flat washer 1"

ALSO AVAILABLE	
	1322 Split pin 5mm x 63mm

ALSO AVAILABLE	
	1320 Axle nut castellated 1" UNF

2TN MARINE KITS

2TN BEARINGS KOYO



KIT 1971B

Bearing Kit 2TN KOYO
25580/20 15123/45
Seal and cap

KIT COMPONENTS (Also sold separately)



1954BK
Bearing 2TN Inner
25580/2552 KOYO



1954CK
Bearing 2TN Outer
15123/15245 KOYO



1968
Oil Seal 2TN
Suit 12" Elec/Lazy



1966
Dust Cap 62.5mm
Suit 2TN lazy

ALSO AVAILABLE



1971C KOYO
Bearings Only 2TN
25580/20 15123/45

2TN MARINE LAZY HCH



MARINE KIT 1954LM

Lazy Bearing Kit 2TN
25580/20 15123/45
Marine seal and cap

KIT COMPONENTS (Also sold separately)



1954B
Bearing 2TN Inner
25580/25520 HCH



1954C
Bearing 2TN Outer
15123/15245



1968D
Oil Seal Marine 2TN
48.3ID
Suit ASTSS axle



1966
Dust Cap 62.5mm
Suit 2TN lazy

2TN MARINE DISC HCH



MARINE KIT 1954M

11" Disc Bearing Kit 2TN KOYO
Marine seal and cap

KIT COMPONENTS (Also sold separately)



1954B
Bearing 2TN Inner
25580/25520 HCH



1954C
Bearing 2TN Outer
15123/15245



1968D
Oil Seal Marine 2TN
48.3ID
Suit ASTSS axle



1966A (11" Disc)
Dust Cap 63.5mm
Para/DXT Electric

2TN MARINE KIT KOYO



MARINE KIT 1971BM

Bearing Kit 2TN KOYO
Marine seal and cap

KIT COMPONENTS (Also sold separately)



1954BK
Bearing 2TN Inner
25580/2552 KOYO



1954CK
Bearing 2TN Outer
15123/15245 KOYO



1968D
Oil Seal Marine 2TN
48.3ID
Suit ASTSS axle



1966
Dust Cap 62.5mm
Suit 2TN lazy

3TN BEARINGS / SPECIALIST

3TN BEARINGS HCH



KIT 1955

Bearing Kit 3TN
30210 29748/10
Seal and cap

KIT COMPONENTS (Also sold separately)



1955A
Bearing 3TN Inner
30210/30210 HCH



1955B
Bearing 3TN Outer
29748/29710 HCH



1968A
Oil Seal 3TN



1967
Dust Cap 3"
Suit 3TN

ALSO AVAILABLE 3TN BEARINGS



1949
Bearings Only 3TN
30210 29748/10

USA BEARINGS USA



KIT 1961A

Bearing Kit USA
68149/11 44649/10
Seal and cap

KIT COMPONENTS (Also sold separately)



1952F
Bearing USA Inner
L68149/68111



1952E
Bearing USA Outer
L44649/44610



1959B
Oil Seal USA
171256500TB



1966B
Dust Cap
50mm

ALSO AVAILABLE USA BEARINGS



1959A
Bearings Only USA
68149/11 44649/10

IMPERIAL PARA HCH



KIT 1959

Bearing Kit Imperial Parallel
K07100A/K0210X
Seal and cap

KIT COMPONENTS (Also sold separately)



1950A
Bearing Imperial Para
Outer K07100S/
K0210X



1950A
Bearing Imperial Para
Outer K07100S/
K0210X



1950B
Oil Seal Imperial Para
402994



1958A
Cap
Rubber Boot suit Velox

ALSO AVAILABLE VELOX



1958B
Seal Rubber Velox LM

ALSO AVAILABLE



1950
Bearings Only LM
67048/10 11949/10

ALSO AVAILABLE



1951B KOYO
Bearings Only LM
67048/10 11949/10

ALSO AVAILABLE



1952
Bearings Only SLM
68149/10 12749/10

ALSO AVAILABLE



1953B KOYO
Bearings Only SLM
69149/10 12749/10

ALSO AVAILABLE



1971C KOYO
Bearings Only 2TN
25580/20 15123/45

ALSO AVAILABLE



1318 Flat washer
1"



1322 Split pin
5mm x 63mm



1320 Axle nut
castellated
1" UNF

PARALLEL BEARINGS

PARA BEARINGS HCH



PARA KIT 1950D

Bearing Kit Parallel
68149/10 x 2
Seal and cap

KIT COMPONENTS (Also sold separately)

	1952A Bearing SLM Inner 68110/68149 HCH
	1952A Bearing SLM Outer 68110/68149 HCH
	1964 Oil Seal SLM 28600
	1966A Dust Cap 63.5mm Para/DXT Electric

ALSO AVAILABLE

	1950C Bearings Only Parallel 68149/10 x 2
--	--

PARA BEARINGS KOYO



PARA KIT 1953BPK

Bearing Kit Parallel KOYO
68149/10 x 2
Seal and cap

KIT COMPONENTS (Also sold separately)

	1953BA Bearing Parallel Inner 68110/68149 KOYO
	1953BA Bearing Parallel Outer 68110/68149 KOYO
	1964 Oil Seal SLM 28600
	1966A Dust Cap 63.5mm Para/DXT Electric

ALSO AVAILABLE

	1953BP KOYO Bearings Only Parallel 68149/10 x 2
--	--

PARA MARINE HCH



PARA MARINE KIT 1950DM

Bearing Kit Parallel
68149/10 x 2
Marine seal and cap

KIT COMPONENTS (Also sold separately)

	1952A Bearing SLM Inner 68110/68149 HCH
	1952A Bearing SLM Outer 68110/68149 HCH
	1965 Oil Seal Marine SLM
	1966A Dust Cap 63.5mm Para/DXT Electric

ALSO AVAILABLE *Cap cover colour may change

	1415C Bearing Buddy 63mm Stainless steel x 2
--	---

PARA MARINE KOYO



PARA MARINE KIT 1953BPKM

Bearing Kit Parallel KOYO
68149/10 x 2
Marine seal and cap

KIT COMPONENTS (Also sold separately)

	1953BA Bearing Parallel Inner 68110/68149 KOYO
	1953BA Bearing Parallel Outer 68110/68149 KOYO
	1965 Oil Seal Marine SLM
	1966A Dust Cap 63.5mm Para/DXT Electric

ALSO AVAILABLE

	1318 Flat washer 1"
	1322 Split pin 5mm x 63mm
	1320 Axle nut castellated 1" UNF

BEARING KITS

NON BRAKED



TO COMPLETE TRAILER ADD
39mm ROUND AXLE SPRINGS AND FITTING KIT

Non Braked LM - 750kg

# Part	Description
TKFNBLM	Trailer Kit Ford Non Braked LM
TKCNBLM	Trailer Kit Comm Non Braked LM
TKHNBLM	Trailer Kit HT Non Braked LM
TKLNBLM	Trailer Kit LC6 Non Braked LM

Includes coupling, coupling plate, hubs, bearings



TO COMPLETE TRAILER ADD
45mm SQUARE AXLE SPRINGS AND FITTING KIT

Non Braked SLM - 1500kg

# Part	Description
TKFNBSLM	Trailer Kit Ford Non Braked SLM
TKCNBSLM	Trailer Kit Comm Non Braked SLM
TKHNBSLM	Trailer Kit HT Non Braked SLM
TKLNBSLM	Trailer Kit LC6 Non Braked SLM

Includes override coupling, coupling plate, hubs, backing plates, bearings, weld rings and hand brake kit

MECHANICAL



TO COMPLETE TRAILER ADD
40mm SQUARE AXLE SPRINGS AND FITTING KIT

Mechanical Brake LM - 1000kg

# Part	Description
TKFMBLM	Trailer Kit Ford Mechanical Brakes LM
TKCMBLM	Trailer Kit Comm Mechanical Brakes LM
TKHMBLM	Trailer Kit HT Mechanical Brakes LM
TKLMBLM	Trailer Kit LC6 Mechanical Brakes LM

Includes override coupling, coupling plate, hubs, backing plates, bearings, weld rings and hand brake kit



TO COMPLETE TRAILER ADD
45mm AXLE SPRINGS AND FITTING KIT

Mechanical Brake SLM - 1500kg

# Part	Description
TKFMBSLM	Trailer Kit Ford Mechanical Brakes SLM
TKCMNSLM	Trailer Kit Comm Mechanical Brakes SLM
TKHMBSLM	Trailer Kit HT Mechanical Brakes SLM
TKLMBSLM	Trailer Kit LC6 Mechanical Brakes SLM

Includes override coupling, coupling plate, hubs, backing plates, bearings, weld rings and hand brake kit

ELECTRIC



TO COMPLETE TRAILER ADD
40mm SQUARE AXLE SPRINGS AND FITTING KIT

Electric Brake LM - 1000kg

# Part	Description
TKFEBLM	Trailer Kit Ford Electric Brakes LM
TKCEBLM	Trailer Kit Comm Electric Brakes LM
TKHEBLM	Trailer Kit HT Electric Brakes LM
TKLEBLM	Trailer Kit LC6 Electric Brakes LM

Includes electric coupling, coupling plate, hubs, backing plates, bearings, weld rings and hand brake kit



TO COMPLETE TRAILER ADD
45mm AXLE SPRINGS AND FITTING KIT

Electric Brake SLM - 1500kg

# Part	Description
TKFEBSLM	Trailer Kit Ford Electric Brakes SLM
TKCEBSLM	Trailer Kit Comm Electric Brakes SLM
TKHEBSLM	Trailer Kit HT Electric Brakes SLM
TKLEBSLM	Trailer Kit LC6 Electric Brakes SLM

Includes electric coupling, coupling plate, hubs, backing plates, bearings, weld rings and hand brake kit

TRAILER MAINTENANCE

In order for your trailer to remain at its peak efficiency it is important that you carry out regular maintenance checks.



CHECK LIGHTS

FREQUENCY *Each time trailer is used*

- Plug trailer into car socket adaptor and check indicator lights and brakes are operational.
- If any lights don't work, check globes have not come loose, broken or corroded.
- If corroded clean off rust using steel wool or simply replace globes.

WORKING GEAR UNDER CARRIAGE IE SPRINGS, U-BOLTS, AXLE

Make sure all moving parts are lubricated.

- Examine all parts for wear and tear.
- Clean off any dirt and lubricate with waterproof grease.

CHECK BEARINGS

FREQUENCY *Every 3 months or every 1000KM*

- Jack trailer up so the wheel is off the ground.
- Place hands around wheel and check for movement in the bearing.
- If there is movement take dust cap off.
- Remove split pin and tighten axle nut so there is no movement in the bearing (be careful to not over tighten axle nut).
- Replace split pin and ensure the legs are bent around the axle nut so the split pin won't fall out.
- Replace dust cap.
- Lower trailer back to the ground.
- Repeat on all wheels.

RE-PACK BEARINGS

FREQUENCY *Every 6 months*

1. Jack trailer up so the wheel is off the ground.
2. Remove wheel, dust cap, split pin, axle nut, washer and hub.
3. Remove outer bearing from hub and clean hub with a cloth.
4. Knock out seal, inner and outer bearing cups with a suitable hammer and punch.
5. Press in the new cups evenly all the way to the bottom of the bearing housing.
6. Pack new bearings with high temperature waterproof grease (180 deg C), making sure to work grease into all rollers on the bearing. Place bearings into hub and install rear seal. Place hub back on axle.
7. Install washer and tighten axle nut so there is no movement in the bearing (be careful to not over tighten axle nut). Hub should spin freely with no vertical or horizontal rocking.
8. Replace with a new split pin and ensure the legs are bent around the axle nut so it won't fall out.
9. Replace dust cap.
10. Replace tyre and wheel nuts.

CHECK TYRES FOR WEAR & PRESSURE

FREQUENCY *Each time trailer is used*

- Check tyres have adequate tread and are not 'bald'.
- Ensure tyres are not flat by checking tyre pressure. Tyres should be inflated to the correct pressure as noted on the tyre.
- Remember to also check the spare tyre.

CHECK BUSHES

FREQUENCY *Every 12 months*

- Jack Trailer up to get a good look at the bushes under the trailer.
- If there is lots of movement in the springs or rocker arm then the bushes need replacing.
- Using a grease gun place tongue over grease nipple and pump grease until excess grease comes out.

CHECK HAND BRAKE

FREQUENCY *Every 3 months*

- Check tension in brake cable.
- Tension should be firm enough to engage the brakes when the hand lever is half way along the coupling. If the tension is too tight or too loose adjust the locking nuts on the cable adjuster till correct tension is achieved.

ADJUST BRAKES

FREQUENCY *Every 200km*

- If the trailer brakes are engaged it should be difficult to push trailer. If you can easily move the trailer the brakes need to be replaced.

JOCKEY WHEELS

6" JOCKEY WHEELS



STATIC WEIGHT

2115
(solid) No clamp
350kg



STATIC WEIGHT

2101
Including clamp
350KG




STATIC WEIGHT

2112
Swivel weld on bracket 2 hole
Including clamp 350kg



STATIC WEIGHT

R2112A
Swivel bolt on bracket 4 hole
Including clamp 350kg



STATIC WEIGHT

2112HD
6" Including clamp
750kg HEAVY DUTY



STATIC WEIGHT

2112BG
6" wheel with swivel bolt on side
wind gal 350KG



2108A
6" Rubber wheel RED
For jockey wheel



2108
6" Rubber wheel
For jockey wheel

8" JOCKEY WHEELS

STATIC WEIGHT



R2124
8" Swivel clamp weld on bracket 2 hole
350kg (solid)

STATIC WEIGHT



R2124A
Swivel clamp Bolt on bracket 4 hole
350kg (solid)

STATIC WEIGHT



2103
Long reach including clamp
350kg (solid)

STATIC WEIGHT



2103A
Short reach including clamp
350kg



2125A
8" Rubber wheel for
jockey wheel with
zinc insert
Rubber wheel

JW BEARINGS



2130A
Jockey wheel bearing ID 15mm
OD 32mm



2130B
Jockey wheel bearing ID 17mm
OD 35mm

JOCKEY WHEELS

10" JOCKEY WHEELS



2114S
Solid Including clamp
350kg



R2114UB
Solid swivel Bolt on clamp
350kg



R2114C
Solid swivel 2 hole
350kg



2114CG
Solid swivel clamp
Galvanised 350kg



2113S
Ratchet single wheel
350kg



2113A
Solid Ratchet drive wheel
Including clamp 750kg



2114A
Aluminium / Rubber wheel
2TN



2114AS
Aluminium / Rubber wheel
2TN



2114D
Auto retract
Galvanised 500kg



2128S
10" solid



2128SA
10" Aluminium

TRAILER BOX JACKS



2121A
Adjustable quick release leg
415mm



2121B
Trailer box jack adjustable
Quick release leg 455mm



2121C
Trailer box jack adjustable
Quick release leg 515mm



2121CLF
Solid swivel clamp
Galvanised 525mm



2121DLF
Ratchet single wheel
610mm

CORNER STEADY



2118
Corner steady
600mm



2119
Corner steady with wheel
600mm



2120
Corner steady
500mm



2121
Corner steady, with wheel
500mm



2122
Corner steady handle
730mm long 19mm socket



2122A
Corner steady handle
short 19mm socket

TRAILER JACKS

TRAILER JACKS



2105
Flat plate 14"
Including clamp



2105A
Flat plate 20"
Including clamp



2105B
Flat plate 27"
Including clamp



2105E
Top winder swivel
1300kg



2105D
Top winder
1300kg

TRAILER BOX JACKS



2105FB
Trailer box jack side wind
handle with extension leg
4500 LBS



2105GB
Trailer box jack side
wind tube mount
4500 LBS



2105HB
Trailer box jack side wind
tube mount extension leg
4500 LBS



2117E
Trailer box jack side winder
adjustable stand
1500kg



2105CB
Side winder jack round
tube mount
1750kg



2116i
Trailer box jack side wind
2 Stage with extension leg
3.5TN



2116G
Trailer box jack
side wind
9000LBS

CLAMPS



2106
Clamp for
jockey wheel



2111
Bolt / weld on
bracket
Swivel clamp



2111B
Boat clamp
Bolt / weld on



2111C
Bolt / weld on
bracket
Swivel clamp
Heavy duty
Round seat



2111BC
Heavy duty



2111D
Bolt / weld on
bracket
Swivel clamp
Heavy duty 60mm
Suit box jack
Square seat



2111A
UBolt / weld
bracket
Swivel clamp
Round seat



2111E
Bolt / weld on
bracket
Swivel clamp. Zinc
Heavy duty 70mm
Suit box jack
Square seat

HANDLES & PLATES



2129
Jockey wheel
handle with roll pin



2129A
Jockey wheel
handle with grub
screw



2129B
Jockey wheel
handle heavy duty




2129P
Jockey wheel
handle with bolt
and nut, suit ASTSS



2129RP
Roll pin



2107
Clamp handle for
jockey wheel



2114B
Swivel plate to suit
2114A jockey wheel



2129C
Box jack handle
black plastic

ACCESSORIES



2107A
Washer for clamp
handle on jockey
wheel bracket



2130A
ID 15mm
OD 32mm



2130B
ID 17mm
OD 35mm



2117H
Heavy duty swivel
bracket to suit
3 & 4TN jacks



2117F
Trailer box jack
mounting tube
and pin



1478G
100mm x 75mm
Square for jockey
wheel clamp. Zinc Ubolt



1479G
75mm x 80mm
Square for jockey
wheel clamp. Zinc Ubolt



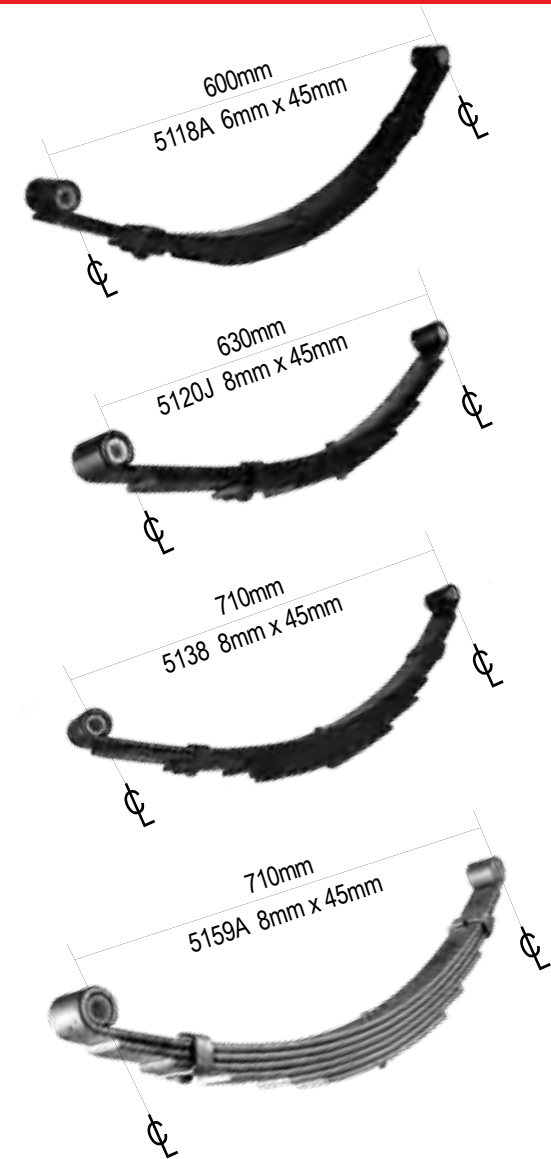
1477G
50mm x 75mm



2129E
Box jack safety pin
with chain

SHACKLE SPRINGS CENTRE BOLT

	1 Leaf	2 Leaf	3 Leaf	4 Leaf	5 Leaf	6 Leaf	7 Leaf	8 Leaf	10 Leaf
6mm x 45mm (per spring)									
600mm Eye to eye					5118A 450kg	5118E 550kg			
760mm Eye to eye				5118D 297kg	5118B 370kg	5119A 445kg			
840mm Eye to eye					5118C 330kg	5119B 395kg			
6mm x 60mm (per spring)									
680mm Eye to eye							5120L 765kg		
8mm x 45mm (per spring)									
630mm Eye to eye				5120J 650kg					
710mm Eye to eye	5106A 350kg	5106B 425kg	5107 550kg	5108 650kg	5138 800kg	5138A 900kg	5138B 975kg	5138D 1075kg	
760mm Eye to eye				5163A 700kg					
830mm Eye to eye						5163B 825kg			
8mm x 45mm DACROMET (per spring)									
710mm Eye to eye		5157 425kg	5158 550kg	5159 650kg	5159A 800kg	5159B 900kg	5159C 975kg		



SHACKLE SPRINGS OFFSET

	5 Leaf	6 Leaf	7 Leaf	8 Leaf
660mm Eye to eye 240/420 OFFSET		5120A 550kg		
6mm x 60mm (per spring)				
710mm Eye to eye 310/400 OFFSET			5120E 665kg	
710mm Eye to eye 310/400 OFFSET		5120D 570kg		
8mm x 60mm (per spring)				
710mm Eye to eye 310/400 OFFSET		5120K 800kg		
8mm x 45mm (per spring)				
710mm Eye to eye 300/410 OFFSET	5120F 650kg	5120G 800kg		5120H 975kg
8mm x 45mm DACROMET (per spring)				
710mm Eye to eye 300/410 OFFSET				5159E 975kg

660mm
5120A 8mm x 45mm

710mm
5120D 6mm x 60mm

710mm
5120H 8mm x 45mm

CENTRE NUTS AND BOLTS FOR SPRINGS



5215F
22mm long bolt and nut
Suit 45mm spring
B5215F Bolt 5215N Nut



5215E
34mm long bolt and nut
Suit 45mm spring
B5215E Bolt 5215N Nut



5215D
45mm long bolt and nut
Suit 45mm spring
B5215D Bolt 5215N Nut



5215C
50mm long bolt and nut
Suit 45mm spring
B5215C Bolt 5215N Nut

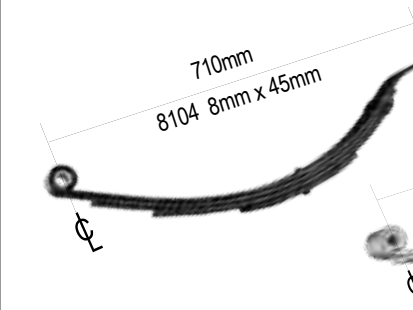





5215B
64mm long bolt and nut
Suit 45mm spring
B5215B Bolt 5215N Nut



5215A
73mm long bolt and nut
Suit 45mm spring
B5215A Bolt 5215N Nut

SLIPPER SPRINGS



	1 Leaf	2 Leaf	3 Leaf	4 Leaf	5 Leaf	6 Leaf	7 Leaf	8 Leaf
--	--------	--------	--------	--------	--------	--------	--------	--------

6mm x 45mm (per spring)

610mm Long					5104A 450kg	5104C 550kg		
780mm Long			5102 300kg	5103 375kg	5104 450kg	5105 550kg	5106 625kg	

6mm x 60mm (per spring)

770mm Long						5120B 570kg	5120C 665kg	
------------	--	--	--	--	--	----------------	----------------	--

8mm x 45mm (per spring)




710mm Long		8102 350kg	8103 425kg	8104 550kg	8105 650kg	8106 800kg	8107 900kg	8108 975kg
------------	--	---------------	---------------	---------------	---------------	---------------	---------------	---------------

6mm x 45mm DACROMET (per spring)

610mm Long					5154J 450kg	5154K 550kg		
780mm Long			5154E 300kg	5154F 375kg	5154G 450kg	5154H 550kg	5154i 625kg	

8mm x 45mm DACROMET (per spring)

710mm Long			5150 425kg	5151 550kg	5152 650kg	5153 800kg	5154 900kg	5155 975kg
------------	--	--	---------------	---------------	---------------	---------------	---------------	---------------




PARABOLIC BLACK



- 5166** 300kg each, 600kg per pair
770mm 45mm wide
- 5167** 500kg each, 1000kg per pair
770mm 45mm wide
- 5168** 700kg each, 400kg per pair
770mm 45mm wide

PARABOLIC GALVANISED



- 5166G** 300 each, 600kg per pair
760mm 45mm wide Dacromet
- 5167G** 500 kg each, 1000kg per pair
760mm 45mm wide Dacromet
- 5168G** 700kg each, 1400kg per pair
760mm 45mm wide Dacromet

WANT MORE INFO?

Contact our sales team
02 4353 2224

FITTED TO BAR



*Sold as pair, left and right side of trailer

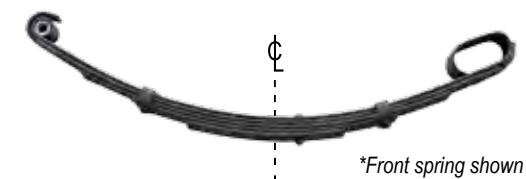
*Image shows tri rocker roller set up.
Set ups vary depending on type of springs used.

5123W	2TN	Rocker	Fitted to bar
5122W	2.5TN	Rocker	Fitted to bar
5121W	3TN	Rocker	Fitted to bar
51232TW	2TN	Tandem rocker roller	Fitted to bar
512225TW	2.5TN	Tandem rocker roller	Fitted to bar
51213TW	3TN	Rocker roller	Fitted to bar
5124A4TW	4TN	Rocker Roller	Fitted to bar
5131AW	2.6TN	Tandem slipper rocker	Fitted to bar
5133W	4.5TN	Tri rocker roller	Fitted to bar
5135W	4.5TN	Tri rocker roller	Fitted to bar
5134W	6TN	Tri rocker roller	Fitted to bar

ROCKER ROLLER SPRING


SUITS 2TN OFFSET

51232TSF
5L - 6.5 x 60mm offset front
51232TSR
5L - 6.5 x 60mm offset rear




SUITS 2.5TN OFFSET

512225TSF
6L - 6.5 x 60mm offset front
512225TSR
6L - 6.5 x 60mm offset rear



SUITS 3TN OFFSET

51213TOSF
7L - 6.5 x 60mm offset front
51213TOSR
7L - 6.5 x 60mm offset rear



SUITS 3TN

51213TS
7L - 6.5 x 60mm centre. **BLACK**
51213TGS
7L - 6.5 x 60mm offset. **GAL**



SUITS 4TN CENTRE

5124A4TS
8L - 6.5 x 60mm centre



SUITS 6TN CENTRE

5125BS
9L - 8 x 60mm offset.



ROCKER ROLLER SPRING SET

TANDEM ROCKER



5131A 2.6TN Tandem axle slipper rocker set
5 leaf 8mm X 710mm

OFFROAD



Off road 60mm wide

5128A 625kg (1250kg per pair) 835mm
7 leaf springs. Can be sold individually

5129 775kg (1550kg per pair) 835mm
8 leaf springs. Can be sold individually

5130 925kg (1850kg per pair) 835mm
9 leaf springs. Can be sold individually

ROCKER ROLLER SPRING TANDEM

OFFSET

51232T
2TN Rocker roller offset. Tandem
5 leaf 6.5mm x 60mm. Suit 14"

512225T
2.5TN Rocker roller offset. Tandem
6 leaf 6.5mm x 60mm. Suit 14"

51213TO
3TN Rocker roller offset. Tandem
7 leaf



**Sold as pair, left and right side of trailer*

ROCKER ROLLER

51213T
3TN Rocker roller. Tandem
7 leaf 6.5mm x 60mm Centre.
Suit 15" - 16"

5124A4T
4TN Rocker roller. Tandem
8 leaf 6.5mm x 60mm. Centre
Suit 15" - 16"

5125B
6TN Rocker roller. Tandem
9 leaf springs Centre 8mm
7 leaf



**Sold as pair, left and right side of trailer*

ROCKER ROLLER GAL

51213TG
3TN Rocker roller. Tandem
spring set. Dacromet.
7 leaf 6.5mm x 60mm Centre
Suit 15" - 16"



**Sold as pair, left and right side of trailer*

TRI AXLE ROCKER ROLLER ASSEMBLY

ROCKER ROLLER SPRING TRI AXLE

OFFSET

5133

4.5TN Tri axle rocker roller assembly
Suit 14" wheel offset



**Sold as pair, left and right side of trailer*

5135G

4.5TN Tri axle rocker roller assembly
Suit 14" wheel offset. GALVANISED



**Sold as pair, left and right side of trailer*

ROCKER ROLLER

5135

4.5TN Tri axle rocker roller assembly
Suit 15/16" wheel



**Sold as pair, left and right side of trailer*

ROCKER ROLLER

5134

6TN Tri axle rocker roller assembly
Suit 15/16" wheel



**Sold as pair, left and right side of trailer*

ROCKER SPRING SET

2TN ROCKER



x4



x4

2TN ROCKER SET

5123 Tandem - 4 leaf 8mm x 45mm + shackle bolt kit

2TN ROCKER SET GALVANISED

5123G Tandem - 4 leaf 8mm x 45mm + shackle bolt kit



- 4 x 5107 Spring
- 4 x 5507 Front & rear hanger
- 2 x 5517 Rocker hangers
- 2 x 5525 Rockers
- 4 x 5612 Spring bush 9/16"
- 8 x 5515 Shackle plates



- 4 x 5158 Spring
- 4 x 5507 Front & rear hanger
- 2 x 5517 Rocker hangers
- 2 x 5525 Rockers
- 4 x 5612 Spring bush 9/16"
- 8 x 1412A Shackle plates

Including:
Shackle bolt kit

- 12 x B5205
- 12 x 5304
- 2 x B5208
- 2 x 5306
- 2 x 1860A



Including:
Shackle bolt kit

- 12 x B5205
- 12 x 5304
- 2 x B5208
- 2 x 5306
- 2 x 1860A



2.5TN ROCKER



x4

2.5TN ROCKER SET

5122 Tandem - 5 leaf 8mm x 45mm + shackle bolt kit



- 4 x 5108 Spring
- 4 x 5507 Front & rear hanger
- 2 x 5517 Rocker hangers
- 2 x 5525 Rockers
- 4 x 5612 Spring bush 9/16"
- 8 x 5515 Shackle plates

Including:
Shackle bolt kit

- 12 x B5205
- 12 x 5304
- 2 x B5208
- 2 x 5306
- 2 x 1860A





x4

2.5TN ROCKER SET GALVANISED

5122G Tandem - 5 leaf 8mm x 45mm + shackle bolt kit



- 4 x 5159 Spring
- 4 x 5507 Front & rear hanger
- 2 x 5517 Rocker hangers
- 2 x 5525 Rockers
- 4 x 5612 Spring bush 9/16"
- 8 x 1412A Shackle plates

Including;
Shackle bolt kit

- 12 x B5205
- 12 x 5304
- 2 x B5208
- 2 x 5306
- 2 x 1860A



x4

3TN ROCKER

3TN ROCKER SET

5121 Tandem - 6 leaf 8mm x 45mm + shackle bolt kit



- 4 x 5138 Spring
- 4 x 5507 Front & rear hanger
- 2 x 5517 Rocker hangers
- 2 x 5525 Rockers
- 4 x 5612 Spring bush 9/16"
- 8 x 5515 Shackle plates

Including;
Shackle bolt kit

- 12 x B5205
- 12 x 5304
- 2 x B5208
- 2 x 5306
- 2 x 1860A



x4

3TN ROCKER SET GALVANISED

5121G Tandem - 6 leaf 8mm x 45mm + shackle bolt kit



- 4 x 5159A Spring
- 4 x 5507 Front & rear hanger
- 2 x 5517 Rocker hangers
- 2 x 5525 Rockers
- 4 x 5612 Spring bush 9/16"
- 8 x 1412A Shackle plates

Including;
Shackle bolt kit

- 12 x B5205
- 12 x 5304
- 2 x B5208
- 2 x 5306
- 2 x 1860A



SLIPPER SPRING SET

SINGLE 6 LEAF



5131S 1.1TN Single axle slipper spring set
6 leaf 6m

5131BS 1.1TN Single axle slipper spring set
6 leaf 6mm. GALVANISED

TANDEM 6 LEAF



5131 2.2TN Tandem axle slipper spring set
6 leaf 6mm

TANDEM 8 LEAF



5131B 3.9TN Tandem axle slipper spring set
8 leaf

SINGLE 8 LEAF



5131GS 1.95TN Single axle slipper spring set
8 leaf

5131BGS 1.95TN Single axle slipper spring set
8 leaf. GALVANISED



5131G 2.2TN Tandem axle slipper spring set
6 leaf 6mm. GALVANISED



5131BG 3.9TN Tandem axle slipper spring set
8 leaf. GALVANISED

HORSE FLOAT SPRINGS



16mm SHORT LEG

<p>5126L</p> <p>LEFT Ramp lift coil short leg 16mm</p>	<p>5126R</p> <p>RIGHT Ramp lift coil short leg 16mm</p>	<p>505 mm</p>
---	--	---------------

16mm LONG LEG

<p>5127L</p> <p>LEFT Ramp lift coil long leg 16mm</p>	<p>5127R</p> <p>RIGHT Ramp lift coil long leg 16mm</p>	<p>760 mm</p>
--	---	---------------

13mm LONG LEG

<p>5127AL</p> <p>LEFT Ramp lift coil long leg 13mm or 1/2"</p>	<p>5127AR</p> <p>RIGHT Ramp lift coil long leg 13mm or 1/2"</p>	<p>760 mm</p>
---	--	---------------

13mm SHORT LEG

<p>5126AL</p> <p>LEFT Ramp lift coil short leg 13mm or 1/2"</p>	<p>5126AR</p> <p>RIGHT Ramp lift coil short leg 13mm or 1/2"</p>	<p>440 mm</p>
--	---	---------------

13mm SHORT LEG

<p>5139</p> <p>RIGHT Ramp lift Right only</p>	<p>440 mm</p>
--	---------------


U BOLT KITS

U BOLT KITS \varnothing ROUND 1/2" SINGLE AXLE

To suit 45mm wide springs



Natural



Zinc

39 ROUND

NATURAL

S39R100	UBolt Kit Single 1/2"	39RDx100mm
S39R115	UBolt Kit Single 1/2"	39RDx115mm
S39R130	UBolt Kit Single 1/2"	39RDx130mm
S39R140	UBolt Kit Single 1/2"	39RDx140mm

ZINC

S39R100Z	UBolt Kit Single 1/2"	39RDx100mm
S39R115Z	UBolt Kit Single 1/2"	39RDx115mm
S39R130Z	UBolt Kit Single 1/2"	39RDx130mm
S39R140Z	UBolt Kit Single 1/2"	39RDx140mm

45 ROUND

NATURAL

S45R100	UBolt Kit Single 1/2"	45RDx100mm
S45R115	UBolt Kit Single 1/2"	45RDx115mm
S45R130	UBolt Kit Single 1/2"	45RDx130mm
S45R165	UBolt Kit Single 1/2"	45RDx165mm

ZINC

S45R115Z	UBolt Kit Single 1/2"	45RDx115mm
S45R130Z	UBolt Kit Single 1/2"	45RDx130mm

U BOLT KITS \square SQUARE 1/2" SINGLE AXLE

To suit 45mm wide springs



40 SQUARE

NATURAL

S40S100	UBolt Kit Single 1/2in	40SQx100mm
S40S115	UBolt Kit Single 1/2in	40SQx115mm
S40S130	UBolt Kit Single 1/2in	40SQx130mm
S40S140	UBolt Kit Single 1/2in	40SQx140mm

ZINC

S40S115Z	UBolt Kit Single 1/2in	40SQx115mm
S40S130Z	UBolt Kit Single 1/2in	40SQx130mm
S40S140Z	UBolt Kit Single 1/2in	40SQx140mm

45 SQUARE

NATURAL

S45S100	UBolt Kit Single 1/2in	45SQx100mm
S45S115	UBolt Kit Single 1/2in	45SQx115mm
S45S130	UBolt Kit Single 1/2in	45SQx130mm
S45S140	UBolt Kit Single 1/2in	45SQx140mm
S45S150	UBolt Kit Single 1/2in	45SQx150mm
S45S165	UBolt Kit Single 1/2in	45SQx165mm

ZINC

S45S115Z	UBolt Kit Single 1/2in	45SQx115mm
S45S130Z	UBolt Kit Single 1/2in	45SQx130mm
S45S140Z	UBolt Kit Single 1/2in	45SQx140mm
S45S150Z	UBolt Kit Single 1/2in	45SQx150mm

50 SQUARE

NATURAL

S50S115	UBolt Kit Single 1/2in	50SQx115mm
S50S130	UBolt Kit Single 1/2in	50SQx130mm
S50S140	UBolt Kit Single 1/2in	50SQx140mm
S50S150	UBolt Kit Single 1/2in	50SQx150mm
S50S185	UBolt Kit Single 1/2in	50SQx185mm

ZINC

S50S115Z	UBolt Kit Single 1/2in	50SQx115mm Zinc
S50S130Z	UBolt Kit Single 1/2in	50SQx130mm Zinc
S50S140Z	UBolt Kit Single 1/2in	50SQx140mm Zinc
S50S150Z	UBolt Kit Single 1/2in	50SQx150mm Zinc
S50S185Z	UBolt Kit Single 1/2in	50SQx185mm Zinc

45 SQUARE NATURAL

To suit 60mm wide springs

S45S130-60	UBolt Kit Single 1/2in	45SQx130mm 60W
S45S140-60	UBolt Kit Single 1/2in	45SQx140mm 60W
S45S150-60	UBolt Kit Single 1/2in	45SQx150mm 60W

U BOLT KITS \circ ROUND M16 SINGLE AXLE

To suit 60mm wide springs



61 ROUND

NATURAL

S61R18558	UBolt Kit Single M16	61RDx185mm
-----------	----------------------	------------

U BOLT KITS \square SQUARE M16 SINGLE AXLE

To suit 45mm wide springs



45 SQUARE

S45S1455845	UBolt Kit Single M16	45SQx145mm
S45S1655845	UBolt Kit Single M16	45SQx165mm
S45S1805845	UBolt Kit Single M16	45SQx180mm

50 SQUARE

S50S1455845	UBolt Kit Single M16	50SQx145mm
S50S1655845	UBolt Kit Single M16	50SQx165mm
S50S1855845	UBolt Kit Single M16	50SQx180mm

To suit 60mm wide springs



45 SQUARE

S45S14558B	UBolt Kit Single M16	45SQx145mm
S45S16558B	UBolt Kit Single M16	45SQx165mm

50 SQUARE

S50S14558B	UBolt Kit Single M16	50SQx145mm
S50S16558B	UBolt Kit Single M16	50SQx165mm
S50S18058B	UBolt Kit Single M16	50SQx180mm

U BOLT KITS

U BOLT KITS Ø ROUND 1/2" TANDEM AXLE

To suit 45mm wide springs



39 ROUND

NATURAL

T39R100	UBolt Kit Tandem 1/2in	39RDx100mm
T39R115	UBolt Kit Tandem 1/2in	39RDx115mm
T39R130	UBolt Kit Tandem 1/2in	39RDx130mm
T39R140	UBolt Kit Tandem 1/2in	39RDx140mm

ZINC

T39R100Z	UBolt Kit Tandem 1/2in	39RDx100mm
T39R115Z	UBolt Kit Tandem 1/2in	39RDx115mm
T39R130Z	UBolt Kit Tandem 1/2in	39RDx130mm
T39R140Z	UBolt Kit Tandem 1/2in	39RDx140mm

45 ROUND

NATURAL

T45R100	UBolt Kit Tandem 1/2in	45RDx100mm
T45R115	UBolt Kit Tandem 1/2in	45RDx115mm
T45R130	UBolt Kit Tandem 1/2in	45RDx130mm

ZINC

T45R115Z	UBolt Kit Tandem 1/2in	45RDx115mm
T45R130Z	UBolt Kit Tandem 1/2in	45RDx130mm


45 ROUND NATURAL

To suit 60mm wide springs

T45R165-60	UBolt Kit Tandem 1/2"	45RDx165mm
------------	-----------------------	------------

U BOLT KITS ∇ SQUARE 1/2" TANDEM AXLE

To suit 45mm wide springs



40 SQUARE

NATURAL

T40S100	UBolt Kit Tandem 1/2in	40SQx100mm
T40S115	UBolt Kit Tandem 1/2in	40SQx115mm
T40S130	UBolt Kit Tandem 1/2in	40SQx130mm
T40S140	UBolt Kit Tandem 1/2in	40SQx140mm

ZINC

T40S115Z	UBolt Kit Tandem 1/2in	40SQx115mm
T40S130Z	UBolt Kit Tandem 1/2in	40SQx130mm
T40S140Z	UBolt Kit Tandem 1/2in	40SQx140mm

45 SQUARE

NATURAL

T45S100	UBolt Kit Tandem 1/2in	45SQx100mm
T45S115	UBolt Kit Tandem 1/2in	45SQx115mm
T45S130	UBolt Kit Tandem 1/2in	45SQx130mm
T45S140	UBolt Kit Tandem 1/2in	45SQx140mm
T45S165	UBolt Kit Tandem 1/2in	45SQx165mm

ZINC

T45S115Z	UBolt Kit Tandem 1/2in	45SQx115mm
T45S130Z	UBolt Kit Tandem 1/2in	45SQx130mm
T45S140Z	UBolt Kit Tandem 1/2in	45SQx140mm
T45S150Z	UBolt Kit Tandem 1/2in	45SQx150mm

50 SQUARE

NATURAL

T50S130	UBolt Kit Tandem 1/2in	50SQx130mm Blk
---------	------------------------	----------------

ZINC

T50S130Z	UBolt Kit Tandem 1/2in	50SQx130mm Zinc
----------	------------------------	-----------------

40 & 45 SQUARE NATURAL


To suit 60mm wide springs



T40S130-60	UBolt Kit Tandem 1/2in	40SQx130mm
T40S140-60	UBolt Kit Tandem 1/2in	40SQx140mm
T45S130-60	UBolt Kit Tandem 1/2in	45SQx130mm
T45S140-60	UBolt Kit Tandem 1/2in	45SQx140mm
T45S150-60	UBolt Kit Tandem 1/2in	45SQx150mm

U BOLT KITS \emptyset ROUND M16 TANDEM AXLE

To suit 60mm wide springs



61 ROUND

NATURAL

T61R18558 UBolt Kit Tandem M16 61RDx185mm

U BOLT KITS \square SQUARE M16 TANDEM AXLE

To suit 45mm wide springs



45 SQUARE

T45S1455845 UBolt Kit Tandem M16 45SQx145mm
T45S1655845 UBolt Kit Tandem M16 45SQx165mm
T45S1805845 UBolt Kit Tandem M16 45SQx180mm

50 SQUARE

T50S1455845 UBolt Kit Tandem M16 50SQx145mm
T50S1655845 UBolt Kit Tandem M16 50SQx165mm
T50S1855845 UBolt Kit Tandem M16 50SQx185mm

To suit 60mm wide springs



45 SQUARE

T45S14558B UBolt Kit Tandem M16 45SQx145mm
T45S16558B UBolt Kit Tandem M16 45SQx165mm
T45S18058B UBolt Kit Tandem M16 45SQx180mm

50 SQUARE

T50S14558B UBolt Kit Tandem M16 50SQx145mm
T50S16558B UBolt Kit Tandem M16 50SQx165mm
T50S18058B UBolt Kit Tandem M16 50SQx180mm

U BOLT KITS \square SQUARE M16 TRI AXLE

To suit 60mm wide springs




45 SQUARE

TRI45S14558B UBolt Kit Tri Axle M16 45SQx145mm
TRI45S16558B UBolt Kit Tri Axle M16 45SQx165mm
TRI45S18058B UBolt Kit Tri Axle M16 45SQx180mm

50 SQUARE

TRI50S14558B UBolt Kit Tri Axle M16 50SQx145mm
TRI50S16558B UBolt Kit Tri Axle M16 50SQx165mm
TRI50S18058B UBolt Kit Tri Axle M16 50SQx180mm



SUSPENSION FITTINGS



THIS IMAGE; shows a fully assembled eye set up available, contact us for pricing. Phone 02 4353 2224

SUSPENSION;

The system of components by which the ride of a trailer is softened from an uneven road surface. There are several key suspension formats with differing benefits.

SLIPPER SPRING HANGER KITS



NO U BOLTS

5506K	Slipper Hanger Kit	1/2"
5507K	Slipper Hanger Kit	9/16"
5506BK	Slipper Hanger Kit	5/8"

SLIPPER KITS Ø ROUND



6 X 45mm springs

39mm Round Axle - 6 X 45mm springs 1/2" Ubolts

SL6-39R100	Spring Kit SL 1/2in	39RDx100mm
SL6-39R115	Spring Kit SL 1/2in	39RDx115mm
SL6-39R130	Spring Kit SL 1/2in	39RDx130mm

↑ Suits springs with 6mm leaves (1/2" Pin)

45mm Round Axle - 6 x 45mm Springs - 1/2" Ubolts

SL6-45R100	Spring Kit SL 1/2in	45RDx100mm
SL6-45R115	Spring Kit SL 1/2in	45RDx115mm
SL6-45R130	Spring Kit SL 1/2in	45RDx130mm

↑ Suits springs with 6mm leaves (1/2" Pin)

8 X 45mm springs

39mm Round Axle - 8 x 45mm Springs - 1/2" Ubolts

SL8-39R100	Spring Kit SL 9/16in	39RDx100mm
SL8-39R115	Spring Kit SL 9/16in	39RDx115mm
SL8-39R130	Spring Kit SL 9/16in	39RDx130mm
SL8-39R140	Spring Kit SL 9/16in	39RDx140mm

↑ Suits springs with 8mm leaves (9/16" Pin)

45mm Round Axle - 8 x 45mm Springs - 1/2" Ubolts

SL8-45R100	Spring Kit SL 9/16in	45RDx100mm
SL8-45R115	Spring Kit SL 9/16in	45RDx115mm
SL8-45R130	Spring Kit SL 9/16in	45RDx130mm

↑ Suits springs with 8mm leaves (9/16" Pin)

6 X 60mm springs

39mm Round Axle - 6 x 60mm Springs - 1/2" Ubolts

SL6-39R115-60	Spring Kit SL 5/8in	39RDx115mm
SL6-39R130-60	Spring Kit SL 5/8in	39RDx130mm

↑ Suits springs with 6mm leaves (5/8" Pin)

45mm Round Axle - 6 x 60mm Springs - 1/2" Ubolts

SL6-45R130-60	Spring Kit SL 5/8in	45RDx130mm
---------------	---------------------	------------

↑ Suits springs with 6mm leaves (5/8" Pin)

SLIPPER KITS SQUARE



6 X 45mm springs

40mm Square Axle - 6 x 45mm Springs - 1/2" Ubolts

SL6-40S100	Spring Kit SL 1/2in	40SQx100mm
SL6-40S115	Spring Kit SL 1/2in	40SQx115mm
SL6-40S130	Spring Kit SL 1/2in	40SQx130mm
↑ Suits springs with 6mm leaves (1/2" Pin)		

45mm Square Axle - 6 x 45mm Springs - 1/2" Ubolts

SL6-45S100	Spring Kit SL 1/2in	45SQx100mm
SL6-45S115	Spring Kit SL 1/2in	45SQx115mm
SL6-45S130	Spring Kit SL 1/2in	45SQx130mm
↑ Suits springs with 6mm leaves (1/2" Pin)		

50mm Square Axle - 6 x 45mm Springs - 1/2" Ubolts

SL6-50S115	Spring Kit SL 1/2in	50SQx115mm
SL6-50S130	Spring Kit SL 1/2in	50SQx130mm
↑ Suits springs with 6mm leaves (1/2" Pin)		

8 X 45mm springs

40mm Square Axle - 8 x 45mm Springs - 1/2" Ubolts

SL8-40S100	Spring Kit SL 9/16in	40SQx100mm
SL8-40S115	Spring Kit SL 9/16in	40SQx115mm
SL8-40S130	Spring Kit SL 9/16in	40SQx130mm
SL8-40S140	Spring Kit SL 9/16in	40SQx140mm
↑ Suits springs with 8mm leaves (9/16" Pin)		

45mm Square Axle - 8 x 45mm Springs - 1/2" Ubolts

SL8-45S100	Spring Kit SL 9/16in	45SQx100mm
SL8-45S115	Spring Kit SL 9/16in	45SQx115mm
SL8-45S130	Spring Kit SL 9/16in	45SQx130mm
SL8-45S140	Spring Kit SL 9/16in	45SQx140mm
↑ Suits springs with 8mm leaves (9/16" Pin)		

50mm Square Axle - 8 x 45mm Springs - 1/2" Ubolts

SL8-50S115	Spring Kit SL 9/16in	50SQx115mm
SL8-50S130	Spring Kit SL 9/16in	50SQx130mm
SL8-50S140	Spring Kit SL 9/16in	50SQx140mm
SL8-50S150	Spring Kit SL 9/16in	50SQx150mm
↑ Suits springs with 8mm leaves (9/16" Pin)		

6 X 60mm springs

40mm Square Axle - 6 x 60mm Springs - 1/2" Ubolts

SL6-40S115-60	Spring Kit SL 5/8in	40SQx115mm
SL6-40S130-60	Spring Kit SL 5/8in	40SQx130mm
↑ Suits springs with 6mm leaves (5/8" Pin)		

45mm Square Axle - 6 x 60mm Springs - 1/2" Ubolts

SL6-45S130-60	Spring Kit SL 5/8in	45SQx130mm
↑ Suits springs with 6mm leaves (5/8" Pin)		



SHACKLE KITS

SHACKLE SPRING HANGER KITS

NO U BOLTS




SH6-SINB Spring Kit Eye to eye 1/2" 45 wide Black
 ↑ Suits 45mm wide springs with 6mm leaves (1/2" Pin)

SH8-SINB Spring Kit Eye to eye 9/16" 45 wide Black
 SH8-SINBG Spring Kit Eye to eye 9/16" 45 wide Black Greasable
 ↑ Suits 45mm wide springs with 8mm leaves (9/16" Pin)

SH60W-SINB Spring Kit Eye to eye 5/8" 60 wide Black
 ↑ Suits 60mm wide springs with 6mm leaves (5/8" Pin)

SHACKLE SPRING HANGER KITS GAL

NO U BOLTS



SH6-SING Spring Kit Eye to eye 1/2" 45 wide Gal
 ↑ Suits 45mm wide springs with 6mm leaves (1/2" Pin)

SH8-SING Spring Kit Eye to eye 9/16" 45 wide Gal
 SH8-SINGG Spring Kit Eye to eye 9/16" 45 wide Gal Greasable
 ↑ Suits 45mm wide springs with 8mm leaves (9/16" Pin)

SHACKLE KITS Ø ROUND



6 X 45mm springs

39mm Round Axle - 6 X 45mm springs 1/2" Ubolts

SH6-39R100 Spring Kit EE 1/2in 39RDx100mm
 SH6-39R115 Spring Kit EE 1/2in 39RDx115mm
 ↑ Suits springs with 6mm leaves (1/2" Pin)

45mm Round Axle - 6 x 45mm Springs - 1/2" Ubolts

SH6-45R115 Spring Kit EE 1/2in 45RDx115mm
 SH6-45R130 Spring Kit EE 1/2in 45RDx130mm
 ↑ Suits springs with 6mm leaves (1/2" Pin)

8 X 45mm springs

39mm Round Axle - 8 x 45mm Springs - 1/2" Ubolts

SH8-39R100 Spring Kit EE 9/16in 39RDx100mm
 SH8-39R115 Spring Kit EE 9/16in 39RDx115mm
 SH8-39R130 Spring Kit EE 9/16in 39RDx130mm
 SH8-39R140 Spring Kit EE 9/16in 39RDx140mm
 ↑ Suits springs with 8mm leaves (9/16" Pin)

45mm Round Axle - 8 x 45mm Springs - 1/2" Ubolts

SH8-45R100 Spring Kit EE 9/16in 45RDx100mm
 SH8-45R115 Spring Kit EE 9/16in 45RDx115mm
 SH8-45R130 Spring Kit EE 9/16in 45RDx130mm
 SH8-45R165 Spring Kit EE 9/16in 45RDx165mm
 ↑ Suits springs with 8mm leaves (9/16" Pin)

6 X 60mm springs

39mm Round Axle - 6 x 60mm Springs - 1/2" Ubolts

SH6-39R115-60 Spring Kit EE 5/8in 39RDx115mm
 SH6-39R130-60 Spring Kit EE 5/8in 39RDx130mm
 ↑ Suits springs with 6mm leaves (5/8" Pin)

45mm Round Axle - 6 x 60mm Springs - 1/2" Ubolts

SH6-45R130-60 Spring Kit EE 5/8in 45RDx130mm
 ↑ Suits springs with 6mm leaves (5/8" Pin)

SHACKLE KITS SQUARE



6 X 45mm springs

40mm Square Axle - 6 x 45mm Springs - 1/2" Ubolts

SH6-40S100	Spring Kit EE 1/2in	40SQx100mm
SH6-40S115	Spring Kit EE 1/2in	40SQx115mm
SH6-40S130	Spring Kit EE 1/2in	40SQx130mm
↑ Suits springs with 6mm leaves (1/2" Pin)		

45mm Square Axle - 6 x 45mm Springs - 1/2" Ubolts

SH6-45S115	Spring Kit EE 1/2in	45SQx115mm
SH6-45S130	Spring Kit EE 1/2in	45SQx130mm
↑ Suits springs with 6mm leaves (1/2" Pin)		

50mm Square Axle - 6 x 45mm Springs - 1/2" Ubolts

SH6-50S115	Spring Kit EE 1/2in	50SQx115mm
SH6-50S130	Spring Kit EE 1/2in	50SQx130mm
↑ Suits springs with 6mm leaves (1/2" Pin)		

8 X 45mm springs

40mm Square Axle - 8 x 45mm Springs - 1/2" Ubolts

SH8-40S100	Spring Kit EE 9/16in	40SQx100mm
SH8-40S115	Spring Kit EE 9/16in	40SQx115mm
SH8-40S130	Spring Kit EE 9/16in	40SQx130mm
SH8-40S140	Spring Kit EE 9/16in	40SQx140mm
↑ Suits springs with 8mm leaves (9/16" Pin)		

45mm Square Axle - 8 x 45mm Springs - 1/2" Ubolts

SH8-45S100	Spring Kit EE 9/16in	45SQx100mm
SH8-45S115	Spring Kit EE 9/16in	45SQx115mm
SH8-45S130	Spring Kit EE 9/16in	45SQx130mm
SH8-45S140	Spring Kit EE 9/16in	45SQx140mm
SH8-45S150	Spring Kit EE 9/16in	45SQx150mm
↑ Suits springs with 8mm leaves (9/16" Pin)		

50mm Square Axle - 8 x 45mm Springs - 1/2" Ubolts

SH8-50S115	Spring Kit EE 9/16in	50SQx115mm
SH8-50S130	Spring Kit EE 9/16in	50SQx130mm
SH8-50S150	Spring Kit EE 9/16in	50SQx150mm
SH8-50S185	Spring Kit EE 9/16in	50SQx185mm
↑ Suits springs with 8mm leaves (9/16" Pin)		

6 X 60mm springs

40mm Square Axle - 6 x 60mm Springs - 1/2" Ubolts

SH6-40S115-60	Spring Kit EE 5/8in	40SQx115mm
SH6-40S130-60	Spring Kit EE 5/8in	40SQx130mm
SH6-40S140-60	Spring Kit EE 5/8in	40SQx140mm
↑ Suits springs with 6mm leaves (5/8" Pin)		

45mm Square Axle - 6 x 60mm Springs - 1/2" Ubolts

SH6-45S130-60	Spring Kit EE 5/8in	45SQx130mm
SH6-45S140-60	Spring Kit EE 5/8in	45SQx140mm
SH6-45S150-60	Spring Kit EE 5/8in	45SQx150mm
↑ Suits springs with 6mm leaves (5/8" Pin)		

50mm Square Axle - 6 x 60mm Springs - 1/2" Ubolts

SH6-50S130-60	Spring Kit EE 5/8in	50SQx130mm
↑ Suits springs with 6mm leaves (5/8" Pin)		

ROCKER KITS

TANDEM ROCKER HANGER KITS

NO U BOLTS



TR-SH6B Tandem Rocker Hanging Kit 1/2" 6mm Black
 ↑ Suits 45mm wide springs with 6mm leaves (1/2" Pin)

TR-SH8B Tandem Rocker Hanging Kit 9/16" 8mm Black
 TR-SH8BG Tandem Rocker Hanging Kit 9/16" 8mm Black Greasable
 ↑ Suits 45mm wide springs with 8mm leaves (9/16" Pin)

TR-60WB Tandem Rocker Hanging Kit 5/8" 60mm Black
 ↑ Suits 60mm wide springs with 6mm leaves (5/8" Pin)



TANDEM ROCKER HANGER KITS GAL

NO U BOLTS

TR-SH6G Tandem Rocker Hanging Kit 1/2" 6mm Gal
 ↑ Suits 45mm wide springs with 6mm leaves (1/2" Pin)

TR-SH8G Tandem Rocker Hanging Kit 9/16" 8mm Gal
 TR-SH8GG Tandem Rocker Hanging Kit 9/16" 8mm Gal Greasable
 ↑ Suits 45mm wide springs with 8mm leaves (9/16" Pin)



TRI AXLE ROCKER HANGER KITS

NO U BOLTS



TRIR-SH6B Tri Axle Shackle Hanging Kit 1/2" 6mm Black
 ↑ Suits 45mm wide springs with 6mm leaves (1/2" Pin)

TRIR-SH8B Tri Axle Shackle Hanging Kit 9/16" 8mm Black
 ↑ Suits 45mm wide springs with 8mm leaves (9/16" Pin)

TRIR-60WB Tri Axle Shackle Hanging Kit 5/8" 60mm Black
 ↑ Suits 60mm wide springs with 6mm leaves (5/8" Pin)



TRI AXLE ROCKER HANGER KITS GAL

NO U BOLTS

TRIR-SH6G Tri Axle Shackle Hanging Kit 1/2" 6mm Gal
 ↑ Suits 45mm wide springs with 6mm leaves (1/2" Pin)

TRIR-SH8G Tri Axle Shackle Hanging Kit 9/16" 8mm Gal
 ↑ Suits 45mm wide springs with 8mm leaves (9/16" Pin)



AXLE PADS

	5510 Standard 8mm
	5617 Heavy duty 90mm x 50mm x 8mm

DUMB JACKS

	5513 Dumb jack bushed 45mm
	5513C Dumbjack bushed 45mm fixed 1/2" x 7/8"
	5513A Dumbjack bushed 45mm
	5513B Dumbjack bushed 60mm
	5513D Dumbjack bushed 45mm 1/2" x 7/8"

STEEL ROLLER

	5540S Steel roller 58 x 35 x 15.88 to suit rocker roller 6TN
	5559 Steel roller 58 x 35 x 17.5 2, 2 1/2, 3 & 4TN

BUSHES

	5622 Spring bush 1/2" x 3/4"
	5622A Spring bush 9/16" x 3/4"
	5612 Spring bush White
	5613 Spring bush 5/8" x 7/8"
	5611 Spring bush 1/2" x 7/8"
	5611A Spring bush Rubber 1/2"

FISH PLATES

	5512 Slotted 6mm 45 x 39 - 60
	5512A Slotted 8mm 45 x 39 - 60
	5523 6mm 40mm x 45mm
	5523A 8mm 40mm x 45mm
	5523B 8mm 45mm x 45mm
	5523C 8mm 45mm x 60mm
	5523D 8mm 40mm x 60mm
	5619D 10mm 5/8" 45mm x 45mm

	5619G 10mm 5/8" 50mm x 45mm
	5619A 10mm thick to suit 60mm spring & 45mm axle 5/8" U bolts. Heavy duty
	5619 10mm thick to suit 60mm spring & 50mm axle 5/8" U bolts. Heavy duty
	5619B 10mm thick to suit 60mm spring & 60mm axle 5/8" holes. Heavy duty
	5619C 10mm thick to suit 60mm spring & 65mm axle 5/8" U bolts. Heavy duty

FISH PLATES GALVANISED

	1419 Slotted 6mm to suit 45mm wide springs 39mm to 60mm trailer axles
	1419A Slotted gal 8mm to suit 45mm wide springs 39mm to 60mm trailer axles

SPRING ACCESSORIES

SHACKLE PLATES



5514
40mm x 8mm with
1/2" holes & 65mm
centres



5515
40mm x 8mm with
9/16" holes and
75mm centres



5516
40mm x 8mm with
5/8" holes & 75mm
centres

SHACKLE PLATES GALVANISED



1412
40mm x 8mm with
1/2" holes & 65mm
centres galvanised



1412A
40mm x 8mm with
9/16" holes & 75mm
centres galvanised

KEEPER



5509
Slipper spring
keeper 45mm



5509A
Slipper spring
keeper 60mm

HANGERS



5506
45 X 6mm
1/2" hole



5506A
45 X 8mm
1/2" hole



5506B
5/8" hole
60mm x 8mm



5507
9/16" hole
45mm



5508
45mm with 5/8"
holes



5530
Deep hanger 45mm
with 1/2" hole



5538
105 x 165 x 10
61mm opening to suit
rocker roller spring
front & rear hanger



5539
165 x 50 x 10
46mm opening to suit
rocker roller spring
centre hanger

HANGERS



5537G
Front/Rear Hanger
Galvanised
Suit rocker roller



5555
Center Rocker
Hanger for 6TN R/R



5556
Front/Rear Hanger for
6TN R/R

ROCKER ARMS SUIT ROCKER ROLLER



5528
Rocker arm cast suit 2TN, 2.5TN, 3TN,
4TN rocker roller suspensions bushed



5554
Rocker arm suit 6TN rocker roller

ROCKER ARMS



5525
To suit 45mm springs
and 5517 hangers
152mm centres



5525A
To suit 60mm springs
and 5517 hangers
152mm centres



5532
To suit 45mm springs
& 5517 hangers
curved 220mm
centres Rocker arm



5533
To suit 45mm springs
and 5517 hangers
152mm centres
Rocker arm cast



5526
To suit 45mm springs
& 5517 hangers
255mm centres



5526A
To suit 60mm springs
& 5517 hangers
255mm centres

ROCKER BOX



5527
To suit 45mm springs
Suit 5517S hanger



5517S
Hanger suits
Rocker Box (5527)

HANGER FOR ROCKER ARM



5517
Hanger for
rocker arm
45mm

CENTER NUT AND BOLT FOR 45MM SPRINGS



5215F
22mm long bolt and nut
Suit 45mm spring
B5215F Bolt 5215N Nut



5215E
34mm long bolt and nut
Suit 45mm spring
B5215E Bolt 5215N Nut



5215D
45mm long bolt and nut
Suit 45mm spring
B5215D Bolt 5215N Nut



5215C
50mm long bolt and nut
Suit 45mm spring
B5215C Bolt 5215N Nut



5215B
64mm long bolt and nut
Suit 45mm spring
B5215B Bolt 5215N Nut



5215A
73mm long bolt and nut
Suit 45mm spring
B5215A Bolt 5215N Nut

U BOTLS

U BOLTS 1/2" BSW ZINC



40MM SQUARE

U40S115	40mm x 115mm
U40S130	40mm x 130mm
U40S140	40mm x 140mm

45MM SQUARE

U45S115	45mm x 115mm
U45S130	45mm x 130mm
U45S140	45mm x 140mm
U45S150	45mm x 150mm

50MM SQUARE

U50S115	50mm x 115mm
U50S130	50mm x 130mm
U50S140	50mm x 140mm
U50S150	50mm x 150mm
U50S185	50mm x 185mm

U BOLTS 1/2" BSW ZINC



39MM ROUND

U39R100	39mm x 100mm
U39R115	39mm x 115mm
U39R130	39mm x 130mm
U39R140	39mm x 140mm Round

45MM ROUND

U45R115	45mm x 115mm
U45R130	45mm x 130mm

50MM ROUND

U50R115	50mm x 115mm
U50R140	50mm x 140mm
U50R150	50mm x 150mm

60MM ROUND ZINC

U60R150	U Bolt 60mm x 150mm
---------	---------------------

U BOLTS 1/2" BSW NATURAL



40MM SQUARE

U40S100B	40mm x 100mm
----------	--------------

45MM SQUARE

U45S100B	45mm x 100mm
U45S115B	45mm x 115mm
U45S165B	45mm x 165mm

50MM SQUARE

U50S90B	50mm x 90mm
U50S115B	50mm x 115mm
U50S130B	50mm x 130mm

55MM SQUARE

U55S130B	55mm x 130mm
----------	--------------

60MM SQUARE

U60S130B	60mm x 130mm
U60S150B	60mm x 150mm

75MM SQUARE

U75S115B	75mm x 114mm
----------	--------------

U BOLTS 1/2" BSW NATURAL



39MM ROUND

U39R100B	U Bolt 39mm x 100mm
U39R115B	U Bolt 39mm x 114mm
U39R130B	U Bolt 39mm x 130mm
U39R140B	U Bolt 39mm x 140mm

45MM ROUND

U45R100B	U Bolt 45mm x 100mm
U45R115B	U Bolt 45mm x 114mm
U45R130B	U Bolt 45mm x 130mm
U45R165B	U Bolt 45mm x 165mm

50MM ROUND

U50R130B	U Bolt 50mm x 130mm
----------	---------------------

U BOLTS M16 X 1.5



45MM SQUARE

BU45S14516	45mm x 145mm
BU45S16516	45mm x 165mm
BU45S18016	45mm x 180mm HT

50MM SQUARE

BU50S14516	50mm x 145mm
BU50S16516	50mm x 165mm
BU50S18016	50mm x 180mm HT

66MM SQUARE

BU66S19016	66mm x 190mm HT
------------	-----------------

KITS INCLUDE WASHERS & NUTS

45MM SQUARE KIT

U45S14516	45mm x 145mm
U45S16516	45mm x 165mm
U45S18016	45mm x 180mm HT

50MM SQUARE KIT

U50S14516	50mm x 145mm
U50S16516	50mm x 165mm
U50S18016	50mm x 180mm HT

66MM SQUARE KIT

U66S19016	66mm x 190mm HT
-----------	-----------------

U BOLTS M16 X 1.5



50MM ROUND

BU50R16516	50mm x 165mm
------------	--------------

61MM ROUND

BU60R16016	60mm x 160mm
BU60R17016	60mm x 170mm
BU60R18016	60mm x 180mm



KITS INCLUDE WASHERS & NUTS

50MM ROUND KIT

U50R16516	50mm x 165mm
-----------	--------------

61MM ROUND KIT

U60R16016	60mm x 160mm
U60R17016	60mm x 170mm
U60R18016	60mm x 180mm

U BOLTS FOR MOUNTING JOCKEY WHEELS TO DRAW BAR



50MM x 75

1477G

75MM x 80

1479G

100MM x 75

1478G



Image shows set up available complete, contact us for pricing.

TRAILER GUARDS



ANY SIZE COMBO AVAILABLE

We make all our guards onsite and can provide any combination you need, require or can imagine.

Contact one of our technical support staff for more information.

Phone 02 4353 2224.

GUARD PROFILES

Our mudguards are available in 2 fold, 3 fold and 4 fold profiles.

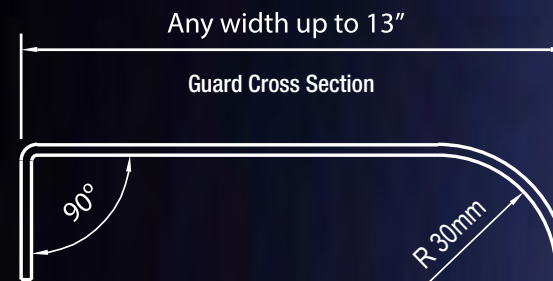
FLUSH MOUNTING DESIGN

Our guards come with a half square (90°), half round (1" radius) cross section which allows you to mount your guards flush against the body of your trailer, this means that less filler needs to be used to prep for painting. This unique design is exclusive to All States and is available in hundreds of different sizes and finishes.

Our guards are also available with both sides round (1" radius) or both sides square (90°) upon request.



Guard Profile 2 Fold



ASTSS
FLUSH FINISH

VS

ALTERNATE BRAND
ROUND FINISH

CRINKLE FREE GUARDS

Unlike other brands our guards are produced without crinkles caused by the bending process, This is due to the unique way that we manufacture our guards and leads to a better finish on your trailer.



ASTSS
CRINKLE FREE

VS



ALTERNATE
CRINKLE FINISH

TRAILER GUARDS

SUIT

9"
POLY GUARD



6251 White. Suits both 9" & 10"



6251A Silver. Suits both 9" & 10"

SUIT

10"
POLY GUARD



6251 White. Suits both 9" & 10"



6251A Silver. Suits both 9" & 10"

SUIT

13"
POLY GUARD



6252 White 13"



6252A Silver 13"



6252B Black 13"

SUIT

14"
POLY GUARD



6253 White 14"



6253A Silver 14"

SUIT

BRACKETS GAL



6254 Suit 9" & 10" poly guard




6254A Suit 13" / 14" poly guard

SINGLE GUARDS

SUIT
7"
STEEL GUARD

MS3F0737G LH MS3F0737G RH




7" wide single guard galvanized. To suit 8" - 9" wheel 1.5mm

GALVANISED

SUIT
8"
STEEL GUARD

MS4F0843G LH MS4F0843G RH




Galvanized to suit 9" - 10" wheel 1.5mm

GALVANISED

SUIT
8"
STEEL GUARD

MS4F0848G LH MS4F0848G RH




Galvanized to suit 13"/14" wheel 1.5mm

GALVANISED

SUIT
9"
STEEL GUARD

MS4F0948 LH MS4F0937 RH




Black 9" wide - to suit 13" & 14" wheels 1.5mm

BLACK

SUIT
9"
STEEL GUARD

MS4F0948G LH MS4F0948G RH




Galvanized to suit 13"/14" wheel 1.6mm

GALVANISED

SUIT
9"
STEEL GUARD

MS4F0948C LH MS4F0948C RH



9" Wide suit 13"/14" wheels 2.1mm

BLACK XP

SINGLE GUARDS

SUIT
STEEL GUARD 9"

MS4F0948CG LH

MS4F0948CG RH



Single trailer guard galvanized checker plate to suit 13"/14" wheel 2.1mm

GALVANISED
XP

SUIT
STEEL GUARD 10"

MS4F1048 LH

MS4F1048 RH



Single trailer guard black to suit a 13"/14" wheel 1.5mm

BLACK

SUIT
STEEL GUARD 10"

MS4F1048G LH

MS4F1048G RH



Single trailer guard galvanized to suit a 13"/14" wheel 1.6mm

GALVANISED

SUIT
STEEL GUARD 10"

MS4F1048C LH

MS4F1048C RH



Single trailer guard to suit 13"/14" wheels 2.1mm

BLACK XP

SUIT
STEEL GUARD 10"

MS4F1062B LH

MS4F1062B RH



Single trailer guard to suit a 16" wheel 1.5mm

BLACK

SUIT
STEEL GUARD 10"

MS4F1062C LH

MS4F1062C RH




Single trailer guard checker plate wide single trailer guard to suit a 16" wheel 2.1mm

BLACK XP

SINGLE / TANDEM GUARDS

SUIT
12"
STEEL GUARD

MS4F1262B LH MS4F1262B RH




Single trailer guard 12" black to Suit a 16" wheel 1.5mm

BLACK

SUIT
12"
STEEL GUARD

MS4F1262C LH MS4F1262C RH




Single trailer guard checker plate to suit a 16" wheel 2.1mm

BLACK XP

SUIT
9"
STEEL GUARD

MT4F0991 LH MT4F0991 RH




9" Wide black tandem to suit 13"/14" wheel 1.5mm

BLACK

SUIT
9"
STEEL GUARD

MT4F0991G LH MT4F0991G RH




Galvansied tandem to suit 13"/14" wheel 1.5mm

GALVANISED

SUIT
9"
STEEL GUARD

MT4F0991C LH MT4F0991C RH




9" Wide black checker plate tandem 2.1mm suit 13"/14" wheels

BLACK XP

SUIT
9"
STEEL GUARD

MT4F0991Z LH MT4F0991Z RH



9" Wide Zinc Anneal tandem 2.0mm suit 13"/14" wheels

ZINC

TRAILER GUARDS

SUIT
10"
STEEL GUARD

MT4F1091 LH MT4F1091 RH



Black wide tandem guard
To suit a 13"/14" wheel 1.5mm

BLACK

SUIT
10"
STEEL GUARD

MT4F1091G LH MT4F1091G RH



10" tandem guard Galvanised
To suit 13"/14" wheel 1.5mm

GALVANISED

SUIT
10"
STEEL GUARD

MT4F1091C LH MT4F1091C RH



Tandem trailer guard
Black checker plate

BLACK XP

SUIT
10"
STEEL GUARD

MT4F1091Z LH MT4F1091Z RH



Tandem guard 1750mm long
To suit 13"/14" wheels

ZINC ANNEAL

GUARD GUSSETS



6320G Rear Gussets
200mm x 200mm x 2.1

BLACK XP

**CUSTOM
SIZES
AVAILABLE**

GUARDS AVAILABLE	8" WIDE		9" WIDE		10" WIDE		11" WIDE		12" WIDE		13" WIDE	
	4	4	2	4	2	4	2	4	2	4	2	4
SINGLE FOR 14" WHEELS	Fold	Fold	Fold	Fold	Fold	Fold	Fold	Fold	Fold	Fold	Fold	Fold
Black 1.5mm	Yes	Yes	Yes	Yes	Yes	Yes	Yes	Yes	•	•	•	•
Galvanised 1.5mm	Yes	Yes	Yes	Yes	Yes	Yes	Yes	Yes	•	•	•	•
Zinc Anneal 2.0mm	Yes	Yes	Yes	Yes	Yes	Yes	Yes	Yes	•	•	•	•
Black Checker 2.1mm	Yes	Yes	Yes	Yes	Yes	Yes	Yes	Yes	•	•	•	•
Aluminium Checker 2.1mm	Yes	Yes	Yes	Yes	Yes	Yes	Yes	Yes	•	•	•	•
Stainless Steel 2.0mm	Yes	Yes	Yes	Yes	Yes	Yes	Yes	Yes	•	•	•	•
Galvanised Checker 2.1mm	•	•	Yes	•	•	•	•	•	•	•	•	•

SINGLE FOR 16" WHEELS												
Black 1.5mm	•	Yes	Yes	Yes	Yes	Yes	Yes	Yes	Yes	Yes	Yes	Yes
Galvanised 1.5mm	•	Yes	Yes	Yes	Yes	Yes	Yes	Yes	Yes	Yes	Yes	Yes
Zinc Anneal 2.0mm	•	Yes	Yes	Yes	Yes	Yes	Yes	Yes	Yes	Yes	Yes	Yes
Black Checker 2.1mm	•	Yes	Yes	Yes	Yes	Yes	Yes	Yes	Yes	Yes	Yes	Yes
Aluminium Checker 2.1mm	•	Yes	Yes	Yes	Yes	Yes	Yes	Yes	Yes	Yes	Yes	Yes
Stainless Steel 2.0mm	•	Yes	Yes	Yes	Yes	Yes	Yes	Yes	Yes	Yes	Yes	Yes

TANDEM 84" FOR 14" WHEELS - SLIPPER SPRINGS												
Black 1.5mm	•	Yes	Yes	Yes	Yes	Yes	Yes	Yes	Yes	Yes	Yes	Yes
Black 2.0mm	•	Yes	Yes	Yes	Yes	Yes	Yes	Yes	Yes	Yes	Yes	Yes
Galvanised 1.5mm	•	Yes	Yes	Yes	Yes	Yes	Yes	Yes	Yes	Yes	Yes	Yes
Zinc Anneal 2.0mm	•	Yes	Yes	Yes	Yes	Yes	Yes	Yes	Yes	Yes	Yes	Yes
Black Checker 2.1mm	•	Yes	Yes	Yes	Yes	Yes	Yes	Yes	Yes	Yes	Yes	Yes
Aluminium Checker 2.1mm	•	Yes	Yes	Yes	Yes	Yes	Yes	Yes	Yes	Yes	Yes	Yes
Stainless Steel 2.0mm	•	Yes	Yes	Yes	Yes	Yes	Yes	Yes	Yes	Yes	Yes	Yes

TANDEM 91" FOR 14" WHEELS - ROCKER SPRINGS												
Black 1.5mm	•	Yes	Yes	Yes	Yes	Yes	Yes	Yes	Yes	Yes	Yes	Yes
Galvanised 1.5mm	•	Yes	Yes	Yes	Yes	Yes	Yes	Yes	Yes	Yes	Yes	Yes
Zinc Anneal 2.0mm	•	Yes	Yes	Yes	Yes	Yes	Yes	Yes	Yes	Yes	Yes	Yes
Black Checker 2.1mm	•	Yes	Yes	Yes	Yes	Yes	Yes	Yes	Yes	Yes	Yes	Yes
Aluminium Checker 2.1mm	•	Yes	Yes	Yes	Yes	Yes	Yes	Yes	Yes	Yes	Yes	Yes
Stainless Steel 2.0mm	•	Yes	Yes	Yes	Yes	Yes	Yes	Yes	Yes	Yes	Yes	Yes

TANDEM 96" FOR 16" WHEELS - ROCKER SPRINGS												
Black 1.5mm	•	Yes	Yes	Yes	Yes	Yes	Yes	Yes	Yes	Yes	Yes	Yes
Galvanised 1.5mm	•	Yes	Yes	Yes	Yes	Yes	Yes	Yes	Yes	Yes	Yes	Yes
Zinc Anneal 2.0mm	•	Yes	Yes	Yes	Yes	Yes	Yes	Yes	Yes	Yes	Yes	Yes
Black Checker 2.1mm	•	Yes	Yes	Yes	Yes	Yes	Yes	Yes	Yes	Yes	Yes	Yes
Aluminium Checker 2.1mm	•	Yes	Yes	Yes	Yes	Yes	Yes	Yes	Yes	Yes	Yes	Yes
Stainless Steel 2.0mm	•	Yes	Yes	Yes	Yes	Yes	Yes	Yes	Yes	Yes	Yes	Yes

****THICKNESSES MAY VARY****

TRAILER NUTS & BOLTS



SHACKLE BOLTS

	5550	16x4in with nut suit 2-4TN R/R
	5557	18x120mm + nut





SHACKLE BOLTS GREASABLE

	5551	16x4in + nut
	5561	18x100mm + nut
	5553	18x120mm + nut
	5558	22x110mm + nut

IMPERIAL SHACKLE BOLTS

	Suit		5201	1/2x3-1/2in BSW + nut
	Suit		5203	9/16x3-1/2in UNF + nut
	Suit		5212	9/16x4in UNF + nut
	Suit		5207A	5/8x3-1/2in UNF + nut

IMPERIAL SHACKLE PINS






	Suit		5205	9/16x3-1/2in UNF + nut
	Suit		5207	5/8x4in UNF + nut

IMPERIAL SHACKLE PINS GREASABLE



















	Suit		5205A	9/16x3-1/2in UNF + nut
	Suit		5208	5/8x3-1/2in UNF + nut
	Suit		5208A	5/8x4in UNF + nut
	Suit		5208B	3/4x31/2in + nut

TRAILER NUTS & BOLTS

IMPERIAL BOLTS AND NUTS

3/8"		5310 Bolt 3/8" X 20mm + nut. Suit 12" electric backing plate	1/2"		5204AW Bolt 1/2x2" BSW + nut washer
7/16"		5309A Bolt 7/16x1" UNF + nut		5204B bolt 1/2x2" g8 UNF + nut washer	
		5312B 7/16 nylon insert nut suits electric backing plate		5214 bolt 1/2x4" g5 UNF and nut UNF + nut washer	
		5307A 7/16" spring washer		5214A Bolt 1/2x4" g5 UNF with nylon insert UNF	
9/16"		5304 9/16 inch nylon insert zp hex unf		B5214 1/2" Bolt	
5/8"		5306 5/8 inch nylon insert zp hex UNF		5214N 1/2" UNF zp nut	
		5207B 5/8 Zinc Nut Metric		5304B 1/2 inch UNF nylon insert UNF	
		5207C 5/8 Spring Washer Zinc		5302 1/2 inch BSW nylon insert zp unf	
		5207D 5/8 Flat Washer ZP		5301B 1/2 inch BSW zinc nut	
				5213 1/2 inch flat washers zinc	
				5307 1/2 inch spring washer zinc	

METRIC BOLTS AND NUTS

5mm		5218 M5 x 20 ZP Bolt	10mm		5308H M10 x 65 H x Bolt Gal
		5218A M5 x 30 Phillips Head Bolts		5308A M10 Nyloc Nuts	
		5219 M5 Nylon Insert Nuts	12mm METRIC		5216 M12 x 30 Bolts ZP
		5220 M5 Flat Washer ZP		5217 M12 Nylon Insert Nuts	
		5220A M5 Spring Washer		1477GN M12 Metric Course Thread 1.75mm ZP Nyloc	
6mm		5220B M6 Spring Washer	12mm METRIC GAL		5302GBN Bolt M12x25 + square nut
8mm		5218D Bolt M8 x 40mm + nut		5302GNH 12mm Gal Nut - Hex	
		5218B M8x25 Hex Set Screws S/Steel for Brake Commander			
		5218C Spring Washers S/Steel for Brake Commander			
10mm		5308 Bolt M10 x 25 + nut			
		5308G M10 x 50 HX Bolt + nut galvanised			

TRAILER RANGE



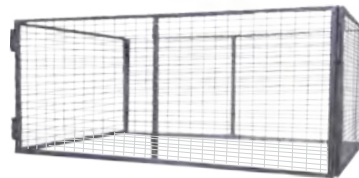
ALL TRAILER
FORMATS AVAILABLE
WITH MECHANICAL,
ELECTRIC OR
HYDRAULIC
BRAKES

ASTSS STANDARD TRAILER RANGE

100A	74BT2	Galvanised Trailer	7 x 4	Tipper	Lazy	Single Axle
100D	75BT2	Galvanised Trailer	7 x 5	Tipper	Lazy	Single Axle
100E	85BT2	Galvanised Trailer	8 x 5	Tipper	Lazy	Single Axle
100B	85BTTMEC	Galvanised Trailer	8 x 5		Mechanical	Tandem Axle
100M	85BTTELEC	Galvanised Trailer	8 x 5		Electric	Tandem Axle
100 Ø	85THTMEC	Galvanised Trailer	8 x 5	Hydraulic Tipper	Mechanical	Tandem Axle
100N	106BTTMEC	Galvanised Trailer	10 x 6		Mechanical	Tandem Axle
100F	CAR2T2	2 TN Galvanised Car Trailer	2TN CAR		Mechanical	Tandem Axle
100H	CAR3T	3 TN Galvanised Car Trailer	3TN CAR		Electric	Tandem Axle
100HBC	CAR3THYDBC	3 TN Galvanised with Brake Commander	3TN CAR		Hydraulic with BC	Tandem Axle

OTHER TRAILER COMBINATIONS AVAILABLE, PLEASE CALL OUR SALES TEAM 02 4353 2224

CHECK OUT OUR
RANGE OF TRAILERS
ON OUR WEBSITE
ASTSS.COM.AU



ASTSS GALVANISED TRAILER CAGE RANGE

100C74	Cage	Galvanised	7 x 4	Complete
100C75	Cage	Galvanised	7 x 5	Complete
100C85	Cage	Galvanised	8 x 5	Complete
100C106	Cage	Galvanised	10 x 6	Complete
100C85HT	Cage	Galvanised Hydraulic Tipper	8 x 5	Complete

TRAILER PANELS

KITS



Front



Back



Side



Side



TRAILER BODY KITS

6164 Body Kit 6 x 4 trailer Sides & single guards
 6174 Body Kit 7 x 4 trailer Sides & single guards
 6176 Body Kit 7 x 5 trailer Sides & single guards

6175 Body Kit 8 x 4 trailer Sides & single guards
 6185 Body Kit 8 x 5 trailer Sides & single guards
***Guards 9" wide to suit 13" & 14" wheels**

CHANNELS & GUSSETS



LIGHT GUSSETS

6320 Rear Gussets 320mm x 150mm
 6320A Rear Gussets 520mm x 150mm
 6320D Rear Gussets 320mm x 150mm Checker Plate
 6320E Rear Gussets 520mm x 150mm Checker Plate



LIGHT CHANNELS

6317 Channel 1500x(50x150x50) 2.1mm Checker Plate
 6319 Channel 1800x(50x150x50) 2.1mm Checker Plate



GUARD GUSSETS

6320G Rear Gussets 200mm x 200mm x 2.1 Checker Plate

• CUSTOM PANELS AVAILABLE •

320mm PANELS



SIDE RIB

6306	Side Rib	Black	1800mm x 320mm x 1.5
6305	Side Rib	Black	2100mm x 320mm x 1.5
6307	Side Rib	Black	2400mm x 320mm x 1.5



FRONT RIB

6309	Front Rib	Black	1200mm x 320mm x 1.5
6311	Front Rib	Black	1500mm x 320mm x 1.5



TAILGATE RIB

6313	Tailgate Rib	Black	1200mm x 320mm x 1.5
6315	Tailgate Rib	Black	1500mm x 320mm x 1.5

• CUSTOM PANELS AVAILABLE •

520mm PANELS



SIDE RIB

6306A	Side Rib	Black	1800mm x 520mm x 1.5
6305A	Side Rib	Black	2100mm x 520mm x 1.5
6307A	Side Rib	Black	2400mm x 520mm x 1.5



FRONT RIB

6309A	Front Rib	Black	1200mm x 520mm x 1.5
6311A	Front Rib	Black	1500mm x 520mm x 1.5



TAILGATE RIB


6313A	Tailgate Rib	Black	1200mm x 520mm x 1.5
6315A	Tailgate Rib	Black	1500mm x 520mm x 1.5

TRAILER BODY ACCESSORIES

D SHACKLES

	6211 6mm 90kgs
	6212R 8mm 3/8 Pin Size D Shackles 0.75T Rated
	6212 8mm 180kgs
	6216AR 11mm 1/2 Pin size D Shackles 1.5T Rated
	6216 10mm 290kgs
	6216BR 12.5mm 5/8 Pin Size D Shackle 2TN Rated
	6216A 12mm 470kgs

CHAIN

	6310B Chain 10mm 25kg Drum
	6310E 10mm Chain Per metre
	6310G Galvanised Chain 10mm 25kg 12.4m Drum
	6310H Galvanised Chain 10mm Per metre
	6310i 10mm Stamped Safety Chain Black 13.6m Drum
	6310D 10mm Stamped Safety Chain Black Per meter



6310J
10mm Stamped
Safety Chain Gal
13.6m Drum



6310K
10mm Stamped
Safety Chain Gal
Per meter

JERRY CAN HOLDER



6321
Holder Standard 20 Litre



6321A
Holder Galvanised 20Litre

GAS STRUTS

	113110 375mm x 10kg
	1133 430mm x 25kg
	1131 450mm x 15kg
	113325 525mm x 25kg
	1135 535mm x 60kg
	1135B 575mm x 30kg
	1135C 575mm x 40kg

GAS RINGS

	6330 Cylinder cradle 4kg 230mm diameter
	6330A Cylinder 4Kg Galvanised 230mm diameter
	6323 Cylinder cradle 9kg 330mm diameter
	6323A Cylinder 9kg Galvanised 330mm diameter

HANDLES

	6221 T' handle Chrome locking
	6221A T' handle Chrome non locking
	6222A L' handle Chrome non locking
	6222 L' handle Chrome locking
	6221B Tongue latch to suit 6221, 6221A, 6222, 6222A

TOOL BOXES

		TB844 870 x 460 x 460mm Toolbox
		TB1257 1200 x 500 x 700mm Fixed Shelf Tool Box
		TB1457 1400 x 500 x 700mm Adjustable Shelf Tool Box
		TB1457A 1400 x 500 x 700mm Upright Toolbox with Drawers
		TB624 600 x 200 x 400mm Under Ute Toolbox Pair
		TB724 750 x 200 x 400mm Under Ute Toolbox Pair

TRAILER BODY ACCESSORIES

R CLIPS



6223
Grip clips 3mm
pin size



6223A
Grip clips 4mm pin
size



6224
Grip clips 4.5mm
pin size

MUDFLAPS



6327A
Per pair
Plain



6327B
4 wheel drive
11 x 11
Each



6327D
11 x 11
Plain
Each

PIN HINGE



6220
Pin hinge small
For ramps & doors
63mm x 14mm



6218
Pin hinge large
For ramps & doors
100mm x 19mm



6218C
Pin hinge large
For ramps & doors
100mm x 19mm
Greaseable



6218D
Pin hinge large
For ramps & doors
125mm x 34mm
greasable

ANTI THEFT COUPLING LOCK



1103

UTILITY FASTENERS



6209
Straight pair

VIN PLATES



1111
Vin plate with
tyre chart



1111A
Large Vin plate
Black



1111B
Vin plate
hammer screw

TUBELESS VALVE



1126
For trailer tyre
Colours vary
between black
and red

REGO LABEL HOLDERS



1110
Rego label holder
UV treated plastic

LYNCH PINS



6208A
6mm (1/4")



6208
8mm (5/16")



6207
10mm (3/8")

WIRE ROAP CLAMPS











6213
Wire roap clamp
5mm









6213A
Wire roap clamp
6mm

TRAILER BODY ACCESSORIES

LATCHES & CATCHES

	6204 Anti-rattle/drop lock weld on
	6204A Drop lock long thread bolt on Anti rattle 20mm
	6205A Drop lock long thread bolt on Anti rattle
	6206 Anti-rattle catch bracket Anti rattle
	6201L 6201R Tail gate gravity catch black Left / Right
	6202A 130mm long lockable zinc Spring loaded
	6202B 160mm long lockable zinc Spring loaded
	6506 Over centre trailer catch heavy duty x 320

	6502 Over centre catch Adjustable 18mm head
	6503 Over centre catch Adjustable 21mm head
	6504 Over centre catch Adjustable 34mm head
	6505 Over centre catch heavy duty 45mm head
	6501 Rubber hood catch 120mm
	6509 Utility side hinge fasteners 200mm

	6507 Flush trailer lock Stainless steel
	6508 Flush trailer drop lock with T handle Stainless steel
	6519 Trailer lashing ring Zinc plated 2000LBS
	6221B Tongue latch to suit 6221, 6221A, 6222, 6222A
	6513 Piano hinge 38mm x 1.2mm x 1.8mm
	6517 Strap trailer hinge, bush, gudgeon Zinc plated

RUST GRIP



ZZAES010

Rust Grip 500ml
Premium Galvanising Repair
1st Class Coating
Best Treatment Available
Money Back Guarantee

SPARE WHEEL CARRIER



R7143ID
Spare wheel carrier

WHEELS



8459C White Ford / HT



8459D Multifit gal



8402A Ford gal



8403 Ford black



8452 Ford white



845216PM Silver Mag



845316BM Black Mag



FORD

STUD	RIM CODE	RIM/TYRE CODE	FINISH	SIZE	OFFSET	OUTSET	TYRE SIZE	RIM KG	TYRE KG	WHEEL Ø
MULTIFIT (FORD)/HT	8459C	8459CT	WHITE	13" x 5.5	79	78	165R13LT	672	670	580mm
MULTIFIT (FORD)/HT	8459D	8459DT	GAL	13" x 4.5	79	78	165R13LT	672	670	580mm
FORD	8402A	8402AT	GAL	14" x 6	110	84	185/R14C	848	850	660mm
FORD	8403	8403T	BLACK	14" x 6	110	80	185/R14C	848	850	660mm
FORD	8452	8452T	WHITE	14" x 6	110	84	185/R14C	848	850	660mm
FORD	845214PM	845214PMT	SILVER MAG	14" x 5.5	95	94	185/R14C	862	850	660mm
FORD	845314BM	845314BMT	BLACK MAG	14" x 5.5	93	92	185/R14C	1000	850	660mm



8459C White Ford / HT



8459D Multifit gal Ford / HT



8403B HT Holden black



8439 HT Holden gal

HT - MULTIFIT

STUD	RIM CODE	RIM/TYRE CODE	FINISH	SIZE	OFFSET	OUTSET	TYRE SIZE	RIM KG	TYRE KG	WHEEL Ø
MULTIFIT (HT)/FORD	8459C	8459CT	WHITE	13" x 5.5	79	78	165R13LT	672	670	580mm
MULTIFIT (HT)/FORD	8459D	8459DT	GAL	13" x 4.5	79	78	165R13LT	672	670	580mm
HT	8435A	8435A	ALLOY	8" x 4	77	38	4.8/4.00-8	375	265	420mm
HT	8451	8451	ALLOY	9" x 4.5	78	100	6.90-9	650	500	520mm
HT	8445C	8445C	ALLOY	10" x 4	80	54	5.00-10	450	440	520mm
HT	8403B	8403BT	BLACK	14" x 6	110	84	185/R14C	848	850	660mm
HT	8439	8439T	GAL	14" x 6	107	78	185/R14C	848	850	660mm



8402 Gal



8452F 14 x 6



8403C Black

COMMODORE

STUD	RIM CODE	RIM/TYRE CODE	FINISH	SIZE	OFFSET	OUTSET	TYRE SIZE	RIM KG	TYRE KG	WHEEL Ø
COMMODORE	8402	8402T	GAL	14" x 6	113	82	185/R14C	848	850	660mm
COMMODORE	8452F	8452FT	WHITE	14" x 6	113	82	185/R14C	848	850	660mm
COMMODORE	8403C	8403CT	BLACK	14" x 6	113	82	185/R14C	848	850	660mm

WHEELS



8452L White 8452E Gal 8452B6 15 x 6 White 8452B White 845215PM 84520 Black/polished alloy mag 8452C6 16 x 6 White 8452C White 845216PM 845316BM

LC 6 STUD

STUD	RIM CODE	RIM/TYRE CODE	FINISH	SIZE	OFFSET	OUTSET	TYRE SIZE	RIM KG	TYRE KG	WHEEL Ø
LC-6	8452L	8452LT	WHITE	14" x 6	113	82	185/R14C	848	850	660mm
LC-6	8452E	8452ET	GAL	15" x 7	109	109	215/70R15C	1180	1030	680mm
LC-6	8452B6	8452B6T	WHITE	15" x 6	108	105	215/70R15C	980	1030	680mm
LC-6	8452B	8452BT	WHITE	15" x 7	115	105	215/70R15C	1180	1030	680mm
LC-6	845215PM	845215PMT	SILVER MAG	15" x 6	105	105	215/70R15C	1284	1030	680mm
LC-6	84520	84520T	BLACK/SILVER MAG	15" x 6	108	106	215/70R15C	1284	1030	680mm
LC-6	8452C6	8452C6T	WHITE	16" x 6	112	104	215/75R16C	1429	1090	730mm
LC-6	8452C	8452CT	WHITE	16" x 8	123	140	215/75R16C	1180	1090	730mm
LC-6	845216PM	845216PMT	SILVER MAG	16" x 6	108	105	215/75R16C	1624	1150	730mm
LC-6	845316BM	845316BMT	BLACK MAG	16" x 6	114	116	215/75R16C	1450	1090	730mm

TYRES

#PART NO	DESCRIPTION	#PART NO	DESCRIPTION
8454	13" Tyre 165R13LT	8454B	15" Tyre 215/70R15C
8454A	14" Tyre 185R14C	8454C	16" Tyre 245/75R16LT <i>*Until sold out</i>
8454E	14" Tyre 195R14LT	8454F	16" Tyre 215/75R16C



WHEEL NUTS & STUDS



BEARING MOUNT TYRE & RIM

	DESCRIPTION	COLOUR
8435	8" Velox Bearing Mount	Alloy
8430A	8" Velox Imperial Bearing Mount	Alloy
8451A	9x6.9x9 Velox Bearing Mount	Alloy
8445B	10x5 Velox Bearing Mount	Alloy



8-10" TYRE & RIM

	DESCRIPTION	COLOUR
8435A	8" Velox 5 stud HT	Alloy
8451	9x6.9x9 Velox 5 Stud Mount	Alloy
8445C	10x5 Velox 5 Stud Mount	Alloy

CAPS



8450C14
To suit 14" mag



8450C1516
To suit 15" & 16" mag

DESCRIPTION	RIM SIZE	WEIGHT RATING	DESCRIPTION	RIM SIZE	WEIGHT RATING
Gal Multi-fit	13 x 4.5	673 kg	HT Black	14 x 6	850 kg
White Multi-fit	13 x 5.5	673 kg	HT Gal	14 x 6	850 kg
Ford Polished Mag	14 x 6	850 kg	L/C 6 White	14 x 6	850 kg
Ford Black	14 x 5.5	850 kg	L/C 6 White	15 x 7	1182 kg
Ford Black	14 x 6	850 kg	L/C 6 Gal	15 x 7	1182 kg
Ford White	14 x 6	850 kg	L/C 6 Black/Silver Mag	15 x 7	1182 kg
Ford Gal	14 x 6	850 kg	L/C 6 Black/Silver Mag	15 x 6	1286 kg
Ford Black Mag	14 x 5.5	864 kg	L/C 6 White	16 x 8	1182 kg
Commodore Black	14 x 6	850 kg	L/C 6 Black/Silver Mag	16 x 6	1455 kg
Commodore Gal	14 x 6	850 kg			

STUDS



8412
Ford
1/2" x 1 1/2"
UNF



8412A
Ford
1/2" x 2 1/4"
UNF



8419A
Dexter
1/2" x 2 1/2"



8418
5/8" x 2 1/4"
UNF



8414
Holden
7/16"
UNF



8413D
9/16" UNF
Suit nut

8413B
9/16" UNF

NUTS



8413
Ford
1/2"
UNF



8413A
Ford
1/2"
Chrome UNF



8419
5/8"
UNF



8415A
Holden
7/16"
Chrome UNF



8415
Holden
7/16"
UNF



8413B
9/16"
UNF

WINCHES

CABLE

Winch 1:1
Cable



300kg capacity

Part# 7120A BC# 9343965003251

Winch 3:1
Cable



500kg capacity

Part# 7122A BC# 9343965003282

Winch 5:1
Cable



700kg capacity

Part# 7124A BC# 9343965003305

Winch 5:1 / 1:1
Cable



800kg capacity

Part# 7126A BC# 9343965003329

Winch 10:1 / 5:1 / 1:1
Cable



1000kg capacity

Part# 7128A BC# 9343965003343

10:1 Brake winch Cable
HEAVY DUTY



500kg capacity

Part# 7129EB BC# 9343965003275

WINCH CABLE

Winch Std Cable
250kg 3:1

Box



Part# 7110 BC# 9343965003176

Winch Std Cable
400kg 4:1

Box



Part# 7111 BC# 9343965003183

Winch Std Cable
700kg 4:1

Box



Part# 7112 BC# 9343965003190

Winch Std Cable
1.1tn 2:1/4:1

Box



Part# 7113 BC# 9343965003206

EXTRAS

Winch Cable
8 metre snap hook



Thickness 6.4mm 7 x 7 cable

Part# 7106 BC# 9343965003657

Winch Cable
8 metre S hook



Thickness 6.4mm 7 x 7 cable

Part# 7106A BC# 9343965003664

WEBBING

Winch 1:1
Webbing

Winch 3:1
Webbing

Winch 5:1
Webbing

Winch 5:1 / 1:1
Webbing

Winch 10:1 / 5:1 / 1:1
Webbing

Box



300kg capacity
Part# 7120B BC# 9343965003268



500kg capacity
Part# 7122B BC# 9343965003299



700kg capacity
Part# 7124C BC# 9343965003312



800kg capacity
Part# 7126B BC# 9343965003336



1000kg capacity
Part# 7128C BC# 9343965003350

WEBBING

Webbing
8 metre snap hook

Webbing
8 metre S hook

Winch handle



Part# 7106B BC# 9343965003671



Part# 7106C BC# 9343965003688



Suits multi-speed winches
Suits 21.7mm HEX


Part# 7102A BC# 9343965003640

WANT MORE INFORMATION?

Contact Our Friendly
Sales Team
02 4353 2224

WINCHES

- *ADR Compliant*
- *8 Metre Cable*
- *Featuring Multiple Mounting Holes*



HANDLE

- *Detachable handle on all multi-speed winches*

RETAINING BALL

- *Keeps handle firmly in place*

• *HEAVY DUTY 5MM BODY*

• *DACROMET FINISH*

• *HARDENED TEETH*

• *MACHINED GEARS*



**HEAVY DUTY
CABLE WINCH**

* Use 1:1 for fast retrieval of slack cable, then use the 5:1 ratio to retrieve the boat approximately two thirds of the way up the trailer, to complete the retrieval of the boat use the 10:1 ratio.

PART NO.	DESCRIPTION	PAGE
100A	Box Trailer Gal 7x4 Single Lazy 750kg	98
100B	Box Trailer Gal 8x5 Tdm Mech/Lazy 2000kg	98
100C106	Cage GAL 10x6 Complete	99
100C74	Cage GAL 7x4 Complete	99
100C75	Cage GAL 7x5 Complete	99
100C85	Cage GAL 8x5 Complete	99
100C85HT	Cage GAL Hyd Tipper 8x5 Complete	99
100D	Box Trailer Gal 7x5 Single Lazy 750kg	98
100E	Box Trailer Gal 8x5 Single Lazy 750kg	98
100F	Car Trailer Gal Tdm Mech/Lazy 2000kg	98
100H	Car Trailer Gal Tdm Elec 3000kg	98
100HBC	Car Trailer Gal Tdm Elec/Hyd 3000kg	98
100N	Box Trailer Gal 10x6 Tdm Mec/Lazy 2000kg	98
100O	Box Trailer Gal 8x5 Hyd Tip Tdm 2000kg	98
1103	Coupling Lock Anti-Theft with padlock	104
1103	Coupling Lock Anti-Theft with padlock	39
1104A	Hitch Pin for Tow Bar with R Clip 5/8	37
1104A	Hitch Pin for Tow Bar with R Clip 5/8	39
1110	Rego Label Holder Rectangle UV treated	104
1111	VIN plate with tyre chart 95x45mm	104
1111A	Vin Plate Large 250mm x 48mm	104
1111B	Vin Plate Hammer Drive Screw	104
1126	Tubeless Valves	104
1131	Gas Strut 450mmx15kg/150nM	102
113110	Gas Strut 375mmx10kg/100nM	102
1133	Gas Strut 430mmx25kg/250nM	102
113325	Gas Strut 525mmx25kg/250nM	102
1135	Gas Strut 535mmx60kg/600nM	102
1135B	Gas Strut 575mmx30kg/300nM	102
1135C	Gas Strut 575mmx40kg/400nM	102
1201	Axle 39mm Rnd LM 47in	8
1201A	Axle 39mm Rnd LM 48in	8
1201AC	Axle 39mm Rnd COMP 48in	8
1201AG	Axle 39mm Rnd LM 48in GAL	8
1201B	Axle 39mm Rnd LM 49in	8
1201BC	Axle 39mm Rnd COMP 49in	8
1201BG	Axle 39mm Rnd LM 49in GAL	8
1201C	Axle 39mm Rnd LM 50in	8
1201C	Axle 39mm Rnd LM 50in	8
1201CC	Axle 39mm Rnd COMP 50in	8
1201CG	Axle 39mm Rnd LM 50in GAL	8
1201D	Axle 39mm Rnd LM 51in	8
1201DC	Axle 39mm Rnd COMP 51in	8
1201DG	Axle 39mm Rnd LM 51in GAL	8
1201E	Axle 39mm Rnd LM 52in	8
1201EC	Axle 39mm Rnd COMP 52in	8
1201EG	Axle 39mm Rnd LM 52in GAL	8
1201F	Axle 39mm Rnd LM 53in	8
1201FC	Axle 39mm Rnd COMP 53in	8

PART NO.	DESCRIPTION	PAGE
1201FG	Axle 39mm Rnd LM 53in GAL	8
1201G	Axle 39mm Rnd LM 54in	8
1201GC	Axle 39mm Rnd COMP 54in	8
1201GGG	Axle 39mm Rnd LM 47in GAL	8
1201GGG	Axle 39mm Rnd LM 47in GAL	8
1201H	Axle 39mm Rnd LM 55in	8
1201HC	Axle 39mm Rnd COMP 55in	8
1201HG	Axle 39mm Rnd LM 55in GAL	8
1201I	Axle 39mm Rnd LM 56in	8
1201IC	Axle 39mm Rnd COMP 56in	8
1201IG	Axle 39mm Rnd LM 56in GAL	8
1201J	Axle 39mm Rnd LM 57in	8
1201JC	Axle 39mm Rnd COMP 57in	8
1201JG	Axle 39mm Rnd LM 57in GAL	8
1201K	Axle 39mm Rnd LM 58in	8
1201KC	Axle 39mm Rnd COMP 58in	8
1201KG	Axle 39mm Rnd LM 58in GAL	8
1201L	Axle 39mm Rnd LM 59in	8
1201LC	Axle 39mm Rnd COMP 59in	8
1201LG	Axle 39mm Rnd LM 59in GAL	8
1202	Axle 39mm Rnd LM 60in	8
1202A	Axle 39mm Rnd LM 61in	8
1202AC	Axle 39mm Rnd COMP 61in	8
1202AG	Axle 39mm Rnd LM 61in GAL	8
1202B	Axle 39mm Rnd LM 62in	8
1202BC	Axle 39mm Rnd COMP 62in	8
1202BG	Axle 39mm Rnd LM 62in GAL	8
1202C	Axle 39mm Rnd LM 63in	8
1202C	Axle 39mm Rnd LM 63in	8
1202CC	Axle 39mm Rnd COMP 63in	8
1202CG	Axle 39mm Rnd LM 63in GAL	8
1202D	Axle 39mm Rnd LM 64in	8
1202DC	Axle 39mm Rnd COMP 64in	8
1202DG	Axle 39mm Rnd LM 64in GAL	8
1202E	Axle 39mm Rnd LM 65in	8
1202EC	Axle 39mm Rnd COMP 65in	8
1202EG	Axle 39mm Rnd LM 65in GAL	8
1202F	Axle 39mm Rnd LM 66in	8
1202FC	Axle 39mm Rnd COMP 66in	8
1202FG	Axle 39mm Rnd LM 66in GAL	8
1202G	Axle 39mm Rnd LM 67in	8
1202GC	Axle 39mm Rnd COMP 67in	8
1202GG	Axle 39mm Rnd LM 67in GAL	8
1202GGG	Axle 39mm Rnd LM 60in GAL	8
1202H	Axle 39mm Rnd LM 68in	8
1202HC	Axle 39mm Rnd COMP 68in	8
1202HG	Axle 39mm Rnd LM 68in GAL	8
1202I	Axle 39mm Rnd LM 69in	8
1202IC	Axle 39mm Rnd COMP 69in	8

PART NO.	DESCRIPTION	PAGE
1202IG	Axle 39mm Rnd LM 69in GAL	8
1203	Axle 39mm Rnd LM 70in	8
1203A	Axle 39mm Rnd LM 71in	8
1203AC	Axle 39mm Rnd COMP 71in	8
1203AG	Axle 39mm Rnd LM 71in GAL	8
1203B	Axle 39mm Rnd LM 72in	8
1203BC	Axle 39mm Rnd COMP 72in	8
1203BG	Axle 39mm Rnd LM 72in GAL	8
1203C	Axle 39mm Rnd LM 73in	8
1203C	Axle 39mm Rnd LM 73in	8
1203CC	Axle 39mm Rnd COMP 73in	8
1203CG	Axle 39mm Rnd LM 73in GAL	8
1203D	Axle 39mm Rnd LM 74in	8
1203DC	Axle 39mm Rnd COMP 74in	8
1203DG	Axle 39mm Rnd LM 74in GAL	8
1203E	Axle 39mm Rnd LM 75in	8
1203EC	Axle 39mm Rnd COMP 75in	8
1203EG	Axle 39mm Rnd LM 75in GAL	8
1203F	Axle 39mm Rnd LM 76in	8
1203FC	Axle 39mm Rnd COMP 76in	8
1203FG	Axle 39mm Rnd LM 76in GAL	8
1203G	Axle 39mm Rnd LM 77in	8
1203GC	Axle 39mm Rnd COMP 77in	8
1203GG	Axle 39mm Rnd LM 77in GAL	8
1203GGG	Axle 39mm Rnd LM 70in GAL	8
1203H	Axle 39mm Rnd LM 78in	8
1203HC	Axle 39mm Rnd COMP 78in	8
1203HG	Axle 39mm Rnd LM 78in GAL	8
1203I	Axle 39mm Rnd LM 79in	8
1203IC	Axle 39mm Rnd COMP 79in	8
1203IG	Axle 39mm Rnd LM 79in GAL	8
1204	Axle 39mm Rnd LM 80in	8
1204A	Axle 39mm Rnd LM 81in	8
1204AC	Axle 39mm Rnd COMP 81in	8
1204AG	Axle 39mm Rnd LM 81in GAL	8
1204B	Axle 39mm Rnd LM 82in	8
1204BC	Axle 39mm Rnd COMP 82in	8
1204BG	Axle 39mm Rnd LM 82in GAL	8
1204C	Axle 39mm Rnd LM 83in	8
1204C	Axle 39mm Rnd LM 83in	8
1204CC	Axle 39mm Rnd COMP 83in	8
1204CG	Axle 39mm Rnd LM 83in GAL	8
1204D	Axle 39mm Rnd LM 84in	8
1204DC	Axle 39mm Rnd COMP 84in	8
1204DG	Axle 39mm Rnd LM 84in GAL	8
1204E	Axle 39mm Rnd LM 85in	8
1204EC	Axle 39mm Rnd COMP 85in	8
1204EG	Axle 39mm Rnd LM 85in GAL	8
1204F	Axle 39mm Rnd LM 86in	8

PART NO.	DESCRIPTION	PAGE
1204FC	Axle 39mm Rnd COMP 86in	8
1204FG	Axle 39mm Rnd LM 86in GAL	8
1204G	Axle 39mm Rnd LM 87in	8
1204GC	Axle 39mm Rnd COMP 87in	8
1204GG	Axle 39mm Rnd LM 87in GAL	8
1204GGG	Axle 39mm Rnd LM 80in GAL	8
1204H	Axle 39mm Rnd LM 88in	8
1204HC	Axle 39mm Rnd COMP 88in	8
1204HG	Axle 39mm Rnd LM 88in GAL	8
1204I	Axle 39mm Rnd LM 89in	8
1204IC	Axle 39mm Rnd COMP 89in	8
1204IG	Axle 39mm Rnd LM 89in GAL	8
1205	Axle 39mm Rnd LM 90in	8
1205A	Axle 39mm Rnd LM 91in	8
1205AC	Axle 39mm Rnd COMP 91in	8
1205AG	Axle 39mm Rnd LM 91in GAL	8
1205B	Axle 39mm Rnd LM 92in	8
1205BC	Axle 39mm Rnd COMP 92in	8
1205BG	Axle 39mm Rnd LM 92in GAL	8
1205C	Axle 39mm Rnd LM 93in	8
1205C	Axle 39mm Rnd LM 93in	8
1205CC	Axle 39mm Rnd COMP 93in	8
1205CG	Axle 39mm Rnd LM 93in GAL	8
1205D	Axle 39mm Rnd LM 94in	8
1205DC	Axle 39mm Rnd COMP 94in	8
1205DG	Axle 39mm Rnd LM 94in GAL	8
1205E	Axle 39mm Rnd LM 95in	8
1205EC	Axle 39mm Rnd COMP 95in	8
1205EG	Axle 39mm Rnd LM 95in GAL	8
1205F	Axle 39mm Rnd LM 96in	8
1205FC	Axle 39mm Rnd COMP 96in	8
1205FG	Axle 39mm Rnd LM 96in GAL	8
1205G	Axle 39mm Rnd LM 97in	8
1205GC	Axle 39mm Rnd COMP 97in	8
1205GG	Axle 39mm Rnd LM 97in GAL	8
1205GGG	Axle 39mm Rnd LM 90in GAL	8
1205H	Axle 39mm Rnd LM 98in	8
1205HC	Axle 39mm Rnd COMP 98in	8
1205HG	Axle 39mm Rnd LM 98in GAL	8
1206	Axle 40mm Squ LM 47in	10
1206A	Axle 40mm Squ LM 48in	10
1206AG	Axle 40mm Squ LM 48in GAL	10
1206B	Axle 40mm Squ LM 49in	10
1206BG	Axle 40mm Squ LM 49in GAL	10
1206C	Axle 40mm Squ LM 50in	10
1206CG	Axle 40mm Squ LM 50in GAL	10
1206D	Axle 40mm Squ LM 51in	10
1206DG	Axle 40mm Squ LM 51in GAL	10
1206E	Axle 40mm Squ LM 52in	10

INDEX

PART NO.	DESCRIPTION	PAGE
1206EG	Axle 40mm Squ LM 52in GAL	10
1206F	Axle 40mm Squ LM 53in	10
1206FG	Axle 40mm Squ LM 53in GAL	10
1206G	Axle 40mm Squ LM 54in	10
1206GGG	Axle 40mm Squ LM 47in GAL	10
1206GGG	Axle 40mm Squ LM 47in GAL	10
1206H	Axle 40mm Squ LM 55in	10
1206HG	Axle 40mm Squ LM 55in GAL	10
1206I	Axle 40mm Squ LM 56in	10
1206IG	Axle 40mm Squ LM 56in GAL	10
1206J	Axle 40mm Squ LM 57in	10
1206JG	Axle 40mm Squ LM 57in GAL	10
1206K	Axle 40mm Squ LM 58in	10
1206KG	Axle 40mm Squ LM 58in GAL	10
1206L	Axle 40mm Squ LM 59in	10
1206LG	Axle 40mm Squ LM 59in GAL	10
1207	Axle 40mm Squ LM 60in	10
1207A	Axle 40mm Squ LM 61in	10
1207AG	Axle 40mm Squ LM 61in GAL	10
1207B	Axle 40mm Squ LM 62in	10
1207BG	Axle 40mm Squ LM 62in GAL	10
1207C	Axle 40mm Squ LM 63in	10
1207CG	Axle 40mm Squ LM 63in GAL	10
1207D	Axle 40mm Squ LM 64in	10
1207DG	Axle 40mm Squ LM 64in GAL	10
1207E	Axle 40mm Squ LM 65in	10
1207EG	Axle 40mm Squ LM 65in GAL	10
1207F	Axle 40mm Squ LM 66in	10
1207FG	Axle 40mm Squ LM 66in GAL	10
1207G	Axle 40mm Squ LM 67in	10
1207GG	Axle 40mm Squ LM 67in GAL	10
1207GGG	Axle 40mm Squ LM 60in GAL	10
1207H	Axle 40mm Squ LM 68in	10
1207HG	Axle 40mm Squ LM 68in GAL	10
1207I	Axle 40mm Squ LM 69in	10
1207IG	Axle 40mm Squ LM 69in GAL	10
1208	Axle 40mm Squ LM 70in	10
1208A	Axle 40mm Squ LM 71in	10
1208AG	Axle 40mm Squ LM 71in GAL	10
1208B	Axle 40mm Squ LM 72in	10
1208BG	Axle 40mm Squ LM 72in GAL	10
1208C	Axle 40mm Squ LM 73in	10
1208CG	Axle 40mm Squ LM 73in GAL	10
1208D	Axle 40mm Squ LM 74in	10
1208DG	Axle 40mm Squ LM 74in GAL	10
1208E	Axle 40mm Squ LM 75in	10
1208EG	Axle 40mm Squ LM 75in GAL	10
1208F	Axle 40mm Squ LM 76in	10
1208FG	Axle 40mm Squ LM 76in GAL	10

PART NO.	DESCRIPTION	PAGE
1208G	Axle 40mm Squ LM 77in	10
1208GAL	Axle 40mm Squ LM 70in GAL	10
1208GG	Axle 40mm Squ LM 77in GAL	10
1208H	Axle 40mm Squ LM 78in	10
1208HG	Axle 40mm Squ LM 78in GAL	10
1208I	Axle 40mm Squ LM 79in	10
1208IG	Axle 40mm Squ LM 79in GAL	10
1209	Axle 40mm Squ LM 80in	10
1209A	Axle 40mm Squ LM 81in	10
1209AG	Axle 40mm Squ LM 81in GAL	10
1209B	Axle 40mm Squ LM 82in	10
1209BG	Axle 40mm Squ LM 82in GAL	10
1209C	Axle 40mm Squ LM 83in	10
1209CG	Axle 40mm Squ LM 83in GAL	10
1209D	Axle 40mm Squ LM 84in	10
1209DG	Axle 40mm Squ LM 84in GAL	10
1209E	Axle 40mm Squ LM 85in	10
1209EG	Axle 40mm Squ LM 85in GAL	10
1209F	Axle 40mm Squ LM 86in	10
1209FG	Axle 40mm Squ LM 86in GAL	10
1209G	Axle 40mm Squ LM 87in	10
1209GAL	Axle 40mm Squ LM 80in GAL	10
1209GG	Axle 40mm Squ LM 87in GAL	10
1209H	Axle 40mm Squ LM 88in	10
1209HG	Axle 40mm Squ LM 88in GAL	10
1209I	Axle 40mm Squ LM 89in	10
1209IG	Axle 40mm Squ LM 89in GAL	10
1210	Axle 40mm Squ LM 90in	10
1210OG	Axle 40mm Squ LM 90in GAL	10
1210A	Axle 40mm Squ LM 91in	10
1210AG	Axle 40mm Squ LM 91in GAL	10
1210B	Axle 40mm Squ LM 92in	10
1210BG	Axle 40mm Squ LM 92in GAL	10
1210C	Axle 40mm Squ LM 93in	10
1210CG	Axle 40mm Squ LM 93in GAL	10
1210D	Axle 40mm Squ LM 94in	10
1210DG	Axle 40mm Squ LM 94in GAL	10
1210E	Axle 40mm Squ LM 95in	10
1210EG	Axle 40mm Squ LM 95in GAL	10
1210F	Axle 40mm Squ LM 96in	10
1210FG	Axle 40mm Squ LM 96in GAL	10
1210G	Axle 40mm Squ LM 97in	10
1210GG	Axle 40mm Squ LM 97in GAL	10
1210H	Axle 40mm Squ LM 98in	10
1210HG	Axle 40mm Squ LM 98in GAL	10
1211	Axle 45mm Rnd SLM 47in	9
1211A	Axle 45mm Rnd SLM 48in	9
1211B	Axle 45mm Rnd SLM 49in	9
1211C	Axle 45mm Rnd SLM 50in	9

PART NO.	DESCRIPTION	PAGE
1211D	Axle 45mm Rnd SLM 51in	9
1211E	Axle 45mm Rnd SLM 52in	9
1211F	Axle 45mm Rnd SLM 53in	9
1211G	Axle 45mm Rnd SLM 54in	9
1211H	Axle 45mm Rnd SLM 55in	9
1211I	Axle 45mm Rnd SLM 56in	9
1211J	Axle 45mm Rnd SLM 57in	9
1211K	Axle 45mm Rnd SLM 58in	9
1211L	Axle 45mm Rnd SLM 59in	9
1212	Axle 45mm Rnd SLM 60in	9
1212A	Axle 45mm Rnd SLM 61in	9
1212B	Axle 45mm Rnd SLM 62in	9
1212C	Axle 45mm Rnd SLM 63in	9
1212D	Axle 45mm Rnd SLM 64in	9
1212E	Axle 45mm Rnd SLM 65in	9
1212F	Axle 45mm Rnd SLM 66in	9
1212G	Axle 45mm Rnd SLM 67in	9
1212H	Axle 45mm Rnd SLM 68in	9
1212I	Axle 45mm Rnd SLM 69in	9
1213	Axle 45mm Rnd SLM 70in	9
1213A	Axle 45mm Rnd SLM 71in	9
1213B	Axle 45mm Rnd SLM 72in	9
1213C	Axle 45mm Rnd SLM 73in	9
1213D	Axle 45mm Rnd SLM 74in	9
1213E	Axle 45mm Rnd SLM 75in	9
1213F	Axle 45mm Rnd SLM 76in	9
1213G	Axle 45mm Rnd SLM 77in	9
1213H	Axle 45mm Rnd SLM 78in	9
1213I	Axle 45mm Rnd SLM 79in	9
1214	Axle 45mm Rnd SLM 80in	9
1214A	Axle 45mm Rnd SLM 81in	9
1214B	Axle 45mm Rnd SLM 82in	9
1214C	Axle 45mm Rnd SLM 83in	9
1214D	Axle 45mm Rnd SLM 84in	9
1214E	Axle 45mm Rnd SLM 85in	9
1214F	Axle 45mm Rnd SLM 86in	9
1214G	Axle 45mm Rnd SLM 87in	9
1214H	Axle 45mm Rnd SLM 88in	9
1214I	Axle 45mm Rnd SLM 89in	9
1215	Axle 45mm Rnd SLM 90in	9
1215A	Axle 45mm Rnd SLM 91in	9
1215B	Axle 45mm Rnd SLM 92in	9
1215C	Axle 45mm Rnd SLM 93in	9
1215D	Axle 45mm Rnd SLM 94in	9
1215E	Axle 45mm Rnd SLM 95in	9
1215F	Axle 45mm Rnd SLM 96in	9
1215G	Axle 45mm Rnd SLM 97in	9
1215H	Axle 45mm Rnd SLM 98in	9
1215Z	Axle 45mm Squ SLM 54in	10

PART NO.	DESCRIPTION	PAGE
1215ZG	Axle 45mm Squ SLM 54in GAL	10
1216	Axle 45mm Squ SLM 55in	10
1216A	Axle 45mm Squ SLM 56in	10
1216AG	Axle 45mm Squ SLM 56in GAL	10
1216B	Axle 45mm Squ SLM 57in	10
1216BG	Axle 45mm Squ SLM 57in GAL	10
1216C	Axle 45mm Squ SLM 58in	10
1216CG	Axle 45mm Squ SLM 58in GAL	10
1216D	Axle 45mm Squ SLM 59in	10
1216DG	Axle 45mm Squ SLM 59in GAL	10
1216E	Axle 45mm Squ SLM 60in	10
1216EG	Axle 45mm Squ SLM 60in GAL	10
1216F	Axle 45mm Squ SLM 61in	10
1216FG	Axle 45mm Squ SLM 61in GAL	10
1216G	Axle 45mm Squ SLM 62in	10
1216GG	Axle 45mm Squ SLM 62in GAL	10
1216GGG	Axle 45mm Squ SLM 55in GAL	10
1216H	Axle 45mm Squ SLM 63in	10
1216HG	Axle 45mm Squ SLM 63in GAL	10
1216HP	Axle 45mm Squ PARA 63in	11
1216I	Axle 45mm Squ SLM 64in	10
1216IG	Axle 45mm Squ SLM 64in GAL	10
1216IP	Axle 45mm Squ PARA 64in	11
1216J	Axle 45mm Squ SLM 65in	10
1216JG	Axle 45mm Squ SLM 65in GAL	10
1216JP	Axle 45mm Squ PARA 65in	11
1216K	Axle 45mm Squ SLM 66in	10
1216KG	Axle 45mm Squ SLM 66in GAL	10
1216KP	Axle 45mm Squ PARA 66in	11
1216L	Axle 45mm Squ SLM 67in	10
1216LG	Axle 45mm Squ SLM 67in GAL	10
1216LP	Axle 45mm Squ PARA 67in	11
1216M	Axle 45mm Squ SLM 68in	10
1216MG	Axle 45mm Squ SLM 68in GAL	10
1216MP	Axle 45mm Squ PARA 68in	11
1216N	Axle 45mm Squ SLM 69in	10
1216NG	Axle 45mm Squ SLM 69in GAL	10
1216NP	Axle 45mm Squ PARA 69in	11
1216O	Axle 45mm Squ SLM 70in	10
1216OG	Axle 45mm Squ SLM 70in GAL	10
1216OP	Axle 45mm Squ PARA 70in	11
1216P	Axle 45mm Squ SLM 71in	10
1216PG	Axle 45mm Squ SLM 71in GAL	10
1216PP	Axle 45mm Squ PARA 71in	11
1216Q	Axle 45mm Squ SLM 72in	10
1216QG	Axle 45mm Squ SLM 72in GAL	10
1216QP	Axle 45mm Squ PARA 72in	11
1216R	Axle 45mm Squ SLM 73in	10
1216RG	Axle 45mm Squ SLM 73in GAL	10

PART NO.	DESCRIPTION	PAGE
1216RP	Axle 45mm Squ PARA 73in	11
1216S	Axle 45mm Squ SLM 74in	10
1216SG	Axle 45mm Squ SLM 74in GAL	10
1216SP	Axle 45mm Squ PARA 74in	11
1216T	Axle 45mm Squ SLM 75in	10
1216TG	Axle 45mm Squ SLM 75in GAL	10
1216TP	Axle 45mm Squ PARA 75in	11
1218	Axle 45mm Squ PARA 76in	11
1219	Axle 45mm Squ SLM 76in	10
1219A	Axle 45mm Squ SLM 77in	10
1219AG	Axle 45mm Squ SLM 77in GAL	10
1219AP	Axle 45mm Squ PARA 77in	11
1219B	Axle 45mm Squ PARA 78in	10
1219BG	Axle 45mm Squ SLM 78in GAL	10
1219BP	Axle 45mm Squ PARA 78in	11
1219C	Axle 45mm Squ SLM 79in	10
1219CG	Axle 45mm Squ SLM 79in GAL	10
1219CP	Axle 45mm Squ PARA 79in	11
1219D	Axle 45mm Squ SLM 80in	10
1219DG	Axle 45mm Squ SLM 80in GAL	10
1219DP	Axle 45mm Squ PARA 80in	11
1219E	Axle 45mm Squ SLM 81in	10
1219EG	Axle 45mm Squ SLM 81in GAL	10
1219EP	Axle 45mm Squ PARA 81in	11
1219F	Axle 45mm Squ SLM 82in	10
1219FG	Axle 45mm Squ SLM 82in GAL	10
1219FP	Axle 45mm Squ PARA 82in	11
1219G	Axle 45mm Squ SLM 83in	10
1219GG	Axle 45mm Squ SLM 83in GAL	10
1219GGG	Axle 45mm Squ SLM 76in GAL	10
1219GP	Axle 45mm Squ PARA 83in	11
1219H	Axle 45mm Squ SLM 84in	10
1219HG	Axle 45mm Squ SLM 84in GAL	10
1219HP	Axle 45mm Squ PARA 84in	11
1219I	Axle 45mm Squ SLM 85in	10
1219IG	Axle 45mm Squ SLM 85in GAL	10
1219IP	Axle 45mm Squ PARA 85in	11
1219J	Axle 45mm Squ SLM 86in	10
1219JG	Axle 45mm Squ SLM 86in GAL	10
1219JP	Axle 45mm Squ PARA 86in	11
1219K	Axle 45mm Squ SLM 87in	10
1219KG	Axle 45mm Squ SLM 87in GAL	10
1219KP	Axle 45mm Squ PARA 87in	11
1219L	Axle 45mm Squ SLM 88in	10
1219LG	Axle 45mm Squ SLM 88in GAL	10
1219LP	Axle 45mm Squ PARA 88in	11
1220	Axle 45mm Squ SLM 89in	10
1220A	Axle 45mm Squ SLM 90in	10
1220AG	Axle 45mm Squ SLM 90in GAL	10

PART NO.	DESCRIPTION	PAGE
1220AP	Axle 45mm Squ PARA 90in	11
1220B	Axle 45mm Squ SLM 91in	10
1220BG	Axle 45mm Squ SLM 91in GAL	10
1220BP	Axle 45mm Squ PARA 91in	11
1220C	Axle 45mm Squ SLM 92in	10
1220CG	Axle 45mm Squ SLM 92in GAL	10
1220CP	Axle 45mm Squ PARA 92in	11
1220D	Axle 45mm Squ SLM 93in	10
1220DG	Axle 45mm Squ SLM 93in GAL	10
1220DP	Axle 45mm Squ PARA 93in	11
1220E	Axle 45mm Squ SLM 94in	10
1220EG	Axle 45mm Squ SLM 94in GAL	10
1220EP	Axle 45mm Squ PARA 94in	11
1220F	Axle 45mm Squ SLM 95in	10
1220FG	Axle 45mm Squ SLM 95in GAL	10
1220FP	Axle 45mm Squ PARA 95in	11
1220G	Axle 45mm Squ SLM 96in	10
1220GGG	Axle 45mm Squ SLM 89in GAL	10
1220GGG	Axle 45mm Squ SLM 89in GAL	10
1220GGP	Axle 45mm Squ PARA 89in	11
1220GP	Axle 45mm Squ PARA 96in	11
1220H	Axle 45mm Squ SLM 97in	10
1220HG	Axle 45mm Squ SLM 97in GAL	10
1220HP	Axle 45mm Squ PARA 97in	11
1220I	Axle 50mm Squ 2T 63in	11
1220IP	Axle 50mm Squ PARA 63in	11
1220J	Axle 50mm Squ 2T 64in	11
1220JP	Axle 50mm Squ PARA 64in	11
1220K	Axle 50mm Squ 2T 65in	11
1220KP	Axle 50mm Squ PARA 65in	11
1220L	Axle 50mm Squ 2T 66in	11
1220LP	Axle 50mm Squ PARA 66in	11
1220M	Axle 50mm Squ 2T 67in	11
1220MP	Axle 50mm Squ PARA 67in	11
1220N	Axle 50mm Squ 2T 68in	11
1220NP	Axle 50mm Squ PARA 68in	11
1220O	Axle 50mm Squ 2T 69in	11
1220OP	Axle 50mm Squ PARA 69in	11
1220P	Axle 50mm Squ 2T 70in	11
1220PP	Axle 50mm Squ PARA 70in	11
1220Q	Axle 50mm Squ 2T 71in	11
1220QP	Axle 50mm Squ PARA 71in	11
1220R	Axle 50mm Squ 2T 72in	11
1220RP	Axle 50mm Squ PARA 72in	11
1220S	Axle 50mm Squ 2T 73in	11
1220SP	Axle 50mm Squ PARA 73in	11
1220T	Axle 50mm Squ 2T 74in	11
1220TP	Axle 50mm Squ PARA 74in	11
1220U	Axle 50mm Squ 2T 75in	11

PART NO.	DESCRIPTION	PAGE
1220UP	Axle 50mm Squ PARA 75in	11
1220V	Axle 50mm Squ 2T 76in	11
1220VP	Axle 50mm Squ PARA 76in	11
1220W	Axle 50mm Squ 2T 77in	11
1220WP	Axle 50mm Squ PARA 77in	11
1220X	Axle 50mm Squ 2T 78in	11
1220XP	Axle 50mm Squ PARA 78in	11
1220Y	Axle 50mm Squ 2T 79in	11
1220YP	Axle 50mm Squ PARA 79in	11
1220Z	Axle 50mm Squ 2T 80in	11
1220ZP	Axle 50mm Squ PARA 80in	11
1221	Axle 50mm Squ 2T 81in	11
1221A	Axle 50mm Squ 2T 82in	11
1221AP	Axle 50mm Squ PARA 82in	11
1221B	Axle 50mm Squ 2T 83in	11
1221BP	Axle 50mm Squ PARA 83in	11
1221C	Axle 50mm Squ 2T 84in	11
1221CP	Axle 50mm Squ PARA 84in	11
1221D	Axle 50mm Squ 2T 85in	11
1221DP	Axle 50mm Squ PARA 85in	11
1221E	Axle 50mm Squ 2T 86in	11
1221EP	Axle 50mm Squ PARA 86in	11
1221F	Axle 50mm Squ 2T 87in	11
1221FP	Axle 50mm Squ PARA 87in	11
1221G	Axle 50mm Squ 2T 88in	11
1221GP	Axle 50mm Squ PARA 88in	11
1221H	Axle 50mm Squ 2T 89in	11
1221HP	Axle 50mm Squ PARA 89in	11
1221I	Axle 50mm Squ 2T 90in	11
1221IP	Axle 50mm Squ PARA 90in	11
1221J	Axle 50mm Squ 2T 91in	11
1221JP	Axle 50mm Squ PARA 91in	11
1221K	Axle 50mm Squ 2T 92in	11
1221KP	Axle 50mm Squ PARA 92in	11
1221L	Axle 50mm Squ 2T 93in	11
1221LP	Axle 50mm Squ PARA 93in	11
1221M	Axle 50mm Squ 2T 94in	11
1221MP	Axle 50mm Squ PARA 94in	11
1221N	Axle 50mm Squ 2T 95in	11
1221NP	Axle 50mm Squ PARA 95in	11
1221O	Axle 50mm Squ 2T 96in	11
1221OP	Axle 50mm Squ PARA 96in	11
1221P	Axle 50mm Squ 2T 97in	11
1221PPP	Axle 50mm Squ PARA 81in	11
1221PPP	Axle 50mm Squ PARA 81in	11
1221Q	Axle 50mm Squ 2T 98in	11
1221QP	Axle 50mm Squ PARA 98in	11
1223A	Axle 61mm Rnd 3T 47in	9
1223B	Axle 61mm Rnd 3T 48in	9

PART NO.	DESCRIPTION	PAGE
1223C	Axle 61mm Rnd 3T 49in	9
1223D	Axle 61mm Rnd 3T 50in	9
1223E	Axle 61mm Rnd 3T 51in	9
1223F	Axle 61mm Rnd 3T 52in	9
1223G	Axle 61mm Rnd 3T 53in	9
1223H	Axle 61mm Rnd 3T 54in	9
1223I	Axle 61mm Rnd 3T 55in	9
1223J	Axle 61mm Rnd 3T 56in	9
1223K	Axle 61mm Rnd 3T 57in	9
1223L	Axle 61mm Rnd 3T 58in	9
1223M	Axle 61mm Rnd 3T 59in	9
1223N	Axle 61mm Rnd 3T 60in	9
1223O	Axle 61mm Rnd 3T 61in	9
1223P	Axle 61mm Rnd 3T 62in	9
1223Q	Axle 61mm Rnd 3T 63in	9
1223R	Axle 61mm Rnd 3T 64in	9
1223S	Axle 61mm Rnd 3T 65in	9
1223T	Axle 61mm Rnd 3T 66in	9
1223U	Axle 61mm Rnd 3T 67in	9
1223V	Axle 61mm Rnd 3T 68in	9
1223W	Axle 61mm Rnd 3T 69in	9
1224A	Axle 61mm Rnd 3T 70in	9
1224B	Axle 61mm Rnd 3T 71in	9
1224C	Axle 61mm Rnd 3T 72in	9
1224D	Axle 61mm Rnd 3T 73in	9
1224E	Axle 61mm Rnd 3T 74in	9
1224F	Axle 61mm Rnd 3T 75in	9
1224G	Axle 61mm Rnd 3T 76in	9
1224H	Axle 61mm Rnd 3T 77in	9
1224I	Axle 61mm Rnd 3T 78in	9
1224J	Axle 61mm Rnd 3T 79in	9
1225A	Axle 61mm Rnd 3T 80in	9
1225B	Axle 61mm Rnd 3T 81in	9
1225C	Axle 61mm Rnd 3T 82in	9
1225D	Axle 61mm Rnd 3T 83in	9
1225E	Axle 61mm Rnd 3T 84in	9
1225F	Axle 61mm Rnd 3T 85in	9
1225G	Axle 61mm Rnd 3T 86in	9
1225H	Axle 61mm Rnd 3T 87in	9
1225I	Axle 61mm Rnd 3T 88in	9
1225J	Axle 61mm Rnd 3T 89in	9
1226A	Axle 61mm Rnd 3T 90in	9
1226B	Axle 61mm Rnd 3T 91in	9
1226C	Axle 61mm Rnd 3T 92in	9
1226D	Axle 61mm Rnd 3T 93in	9
1226E	Axle 61mm Rnd 3T 94in	9
1226F	Axle 61mm Rnd 3T 95in	9
1226G	Axle 61mm Rnd 3T 96in	9
1230I	Axle 39mm Rnd PARA Imperial Velox	9

INDEX

PART NO.	DESCRIPTION	PAGE
1230M	Axle 39mm Rnd PARA Metric Velox	9
1231I	Axle 40mm Squ PARA Imperial Velox	11
1231M	Axle 40mm Squ PARA Metric Velox	11
1301	Stub Axle 39mm Rnd 10in LM	12
1301A	Stub Axle 39mm Rnd 8in LM	12
1301B	Stub Axle 39mm Rnd 10in Comp	12
1301C	Stub Axle 39mm Rnd 12in LM	12
1301G	Stub Axle 39mm Rnd 10in LM GAL	12
1302	Stub Axle 40mm Squ 10in LM	12
1302A	Stub Axle 40mm Squ 8in LM	12
1302B	Stub Axle 40mm Squ 12in LM	12
1303	Stub Axle 45mm Rnd 10in SLM	12
1303A	Stub Axle 45mm Rnd 8in SLM	12
1304	Stub Axle 45mm Squ 10in SLM	12
1304A	Stub Axle 45mm Squ 8in SLM	12
1304B	Stub Axle 45mm Squ 12in SLM	12
1305	Stub Axle 50mm Squ 10in SLM	12
1305A	Stub Axle 45mm Squ 10in PARA	12
1305AB	Stub Axle 45mm Squ 12in PARA	12
1305AP	Stub Axle 45mm Rnd 10in PARA	12
1305B	Stub Axle 50mm Squ 10in PARA	12
1305C	Stub Axle 50mm Squ 12in PARA	12
1308	Stub Axle 50mm Rnd 10in 2T	12
1308A	Stub Axle 50mm Squ 10in 2T	12
1309	Stub Axle 50mm Rnd 12in 2T	12
1309A	Stub Axle 50mm Squ 12in 2T	12
1310	Stub Axle 61mm Rnd 12in 3T	12
1311	Overlay 40 Squ	12
1312	Overlay 45 Squ	12
1312A	Overlay 50 Squ	12
1312B	Overlay 45 Squ Parallel	12
1312C	Overlay 50mm Squ Parallel	12
13133	Drop Axle 40 Squ 3in	12
13134	Drop Axle 40 Squ 4in	12
131425	Drop Axle 45 Squ 2.5in	12
13144	Drop Axle 45 Squ 4in	12
1314A403	Drop Axle 50 Squ 40mm 3in	12
1314A404	Drop Axle 50 Squ 40mm 4in	12
131525	Drop Axle 45 Squ 2.5in Para	12
13154	Drop Axle 45 Squ 4in Para	12
13164	Drop Axle 50 Squ Para	12
1317	Washer Flat 3/4in	11
1317	Washer Flat 3/4in	11
1318	Washer Flat 1in	11
1318	Washer Flat 1in	12
1318	Washer Flat 1in	54
1318	Washer Flat 1in	56
1318	Washer Flat 1in	57
1319	Nut Castellated Axle 3/4in UNF	11

PART NO.	DESCRIPTION	PAGE
1319	Nut Castellated Axle 3/4in UNF	12
1320	Nut Castellated Axle 1in UNF	11
1320	Nut Castellated Axle 1in UNF	12
1320	Nut Castellated Axle 1in UNF	56
1320	Nut Castellated Axle 1in UNF	57
1321	Split Pin 4mm x 32mm suit 3/4in	11
1321	Split Pin 4mm x 32mm suit 3/4in	12
1322	Split Pin 5mm x 63mm suit 1in	11
1322	Split Pin 5mm x 63mm suit 1in	12
1322	Split Pin 5mm x 63mm suit 1in	56
1322	Split Pin 5mm x 63mm suit 1in	57
1401	Wood Yoke Straight Gal 200mmx19mm Shaft	24
1401A	Wood Yoke Straight Gal 280mmx19mm Shaft	24
1402	Wood Yoke Angled Gal 200mmx19mm Shaft	24
1412	Shackle Plate 1/2inx 65mm Centres Gal	86
1412A	Shackle Plate 9/16in x 75mm Centres Gal	72
1412A	Shackle Plate 9/16in x 75mm Centres Gal	86
1414A	Washer Dome Gal	24
1414B	Washer Dome Black	24
1415A	Bearing Buddy 45mm S/Steel	52
1415A	Bearing Buddy 45mm S/Steel	53
1415C	Bearing Buddy 63mm S/Steel	57
1416A	Cover Bearing Buddy Red x2	52
1416A	Cover Bearing Buddy Red x2	53
1419	Fish Plate 6mm 1/2in Slotted Gal	85
1419A	Fish Plate 8mm 1/2in Slotted Gal	85
1424	Roller Sydney Keel Blk 6in 17mm Bore	22
1424AB	Roller Sydney Keel Grey 6in 17mm Bore	22
1424B	Roller Sydney Keel Blue 6in 17mm Bore	23
1424C	Roller Sydney Keel Blue 6in 21mm Bore	23
1424D	Roller Sydney Keel Red 6in 17 mm Bore	23
1424E	Roller Cotton Reel Blk 6in 17mm Bore	22
1424F	Roller Flat Bilge Blk 6in 17mm Bore	22
1424FA	Roller Flat Bilge Grey 6in 17mm Bore	22
1424G	Roller Self Centre Blk 6in 17mm Bore	22
1424I	Roller Self Centre Blue 6in 17mm Bore	23
1424J	Roller Self Centre Red 6in 17mm Bore	23
1427	Roller Self Centre Blk 8in 21mm Bore	22
1427A	Roller Flat Bilge Blk 8in 21mm Bore	22
1427AB	Roller Flat Bilge Grey 8in 21mm Bore	22
1427AC	Roller Flat Bilge Blue 6in	23
1427AD	Roller Flat Bilge Red 6in	23
1427AR	Roller Flat Bilge Red 8in	23
1427BL	Roller Flat Bilge Blue 8in	23
1427SB	Roller Self Centre Blue 8in 21mm Bore	23
1427SR	Roller Sydney Keel Red 8in 21mm Bore	23
1430	Roller Wobble Black 4in 26mm Bore	22
1430A	Roller Wobble Blue 4in 26mm Bore	23
1436	Teflon Strip Blue 50mmx12mmx1.5m	22

PART NO.	DESCRIPTION	PAGE
1436A	Teflon Strip Red 50mmx12mmx1.5m	23
1436AG	Teflon Strip Blue 50mmx12mmx3m	22
1436AH	Teflon Strip Red 50mmx12mmx3m	23
1436B	Teflon Strip Blue 57mmx18mmx1.5m	22
1437	Spindle Roller Gal 3in x 16mm	24
1438	Spindle Roller Gal 6in x 16mm	24
1439	Spindle Roller Gal 8in x 16mm	24
1439A	Spindle Roller Gal 8in x 19mm	24
1442	Bracket Keel Roller Gal 4in	24
1442A	Blue V Block	23
1442BV	V Block Red 4in 17mm Bore	23
1442G	V Block Grey 4in 17mm Bore	22
1442V	V Block Black 4in 17mm Bore	22
1444	Bracket Keel Roller Gal 6in suit 16mm	24
1445	Bracket Keel Roller Gal 8in suit 19mm	24
1445A	Bracket Keel Roller Gal 12inch suit 19mm	24
1446	Bracket Stem Roller Gal 4in suit 16mm	24
1448	Bracket Stem Roller Gal 6in suit 16mm	24
1449	Bracket Stem Roller Gal 8in suit 19mm	24
1449A	Bracket Stem Roller Gal 12in suit 25mm	24
1449B	Roller Rocker Gal 12in	24
1449C	Roller Rocker Gal 8in	24
1449D	Roller Rocker Gal 6in	24
1450	Spindle Roller Gal 12in x 25mm	24
1451	Bracket Wobble Single Gal 40mm Shank	25
1451L	Bracket Wobble Single 60mm Shank	25
1451S	Bracket Wobble Stem 255mm Gal 20mm shaft	25
1451SL	Bracket Wobble Stem with Lug	25
1451SP	Post Support Roller 20mm	25
1452	Wobble Bracket Double GAL 40mm Shank	25
1452L	Wobble Bracket Double GAL 60mm Shank	25
1453	Wobble Bracket Quad GAL 40mm Shank	25
1453L	Wobble Bracket Quad GAL 60mm Shank	25
1454	Post Clamp 3in Bolt On	25
1454AC	Rear Tilt Cradle GAL	25
1454B	Double Post Clamp GAL - Bolt On	25
1455	Post Clamp suit 50mm x 25mm	25
1456	Post Clamp suit 50mm x 50mm	25
1458	Post Clamp suit 75mm x 50mm	25
1459	Post Clamp suit 100mm x 50mm	25
1460	Post Clamp suit 65mm x 35mm	25
1465	Roller Concave Keel Blk 12inch 25mm Bore	22
1465A	Roller Concave Keel Red 12inch 25mm Bore	23
1465B	Roller Concave Keel Gry 12inch 25mm Bore	22
1467	Post Clamp 3in Weld On	25
1468	Roller Flat Bilge Blk 12in 25mm Bore	22
1468A	Roller Flat Bilge Grey 12inch 25mm Bore	22
1468B	Roller Flat Bilge Blue 12in	23
1468R	Roller Flat Bilge Red 12in	23

PART NO.	DESCRIPTION	PAGE
1469	Spindle Roller Gal 4in x 16mm	24
1470	Light Board 1800mm Flat Plug 8m Cable	41
1470A	Light Board 1800mm Rnd Plug 8m Cable	41
1470B	Light Board 1500mm Flat plug 8m Cable	41
1470C	Light Board 1500mm Rnd Plug 8m Cable	41
1470L	Wiring Loom with 2 LED Lamps 5.5m long	41
1475	Bracket Keel Roller Gal 3in suit 16mm	24
1477G	J/Wheel U Bolt 75x50mm Sq Gal	65
1477G	J/Wheel U Bolt 75x50mm Sq Gal	89
1477GN	M12 Metric Course Thread 1.75mm ZP Nyloc	97
1478G	U Bolt 100mm x 75mm Squ GAL	65
1478G	U Bolt 100mm x 75mm Squ GAL	89
1479G	U Bolt 75mm x 80mm Squ Zinc	65
1479G	U Bolt 75mm x 80mm Squ Zinc	89
1480	Swing Arm Clamp 50mm suit #1454AC	25
1481	Swing Arm to suit 1453/1453L	25
1501	Roller Cotton Reel Blk 4in 17mm Bore	22
1501AB	Roller Keel Grey 4in 17mm Bore	22
1501B	Roller Cotton Reel Blue 4in 17mm Bore	23
1501C	Roller Cotton Reel Red 4in 17mm Bore	23
1502	Roller Bow Black 3in 17mm Bore	22
1502AB	Roller Bow Blue 3in 17mm Bore	23
1502G	Roller Bow Grey 3in 17mm Bore	22
1503	Roller Cotton Reel Blk 8in 21mm Bore	22
1503A	Roller Concave Keel Blk 8in 21mm Bore	22
1503B	Roller Sydney Keel Blue 8in 21mm Bore	23
1503C	Roller Concave Keel Grey 8inch 21mm Bore	22
1503D	Roller Concave Keel Blue 8in 21mm Bore	23
1505	Roller Wobble Rib Grey 3in 26mm Bore	22
1505A	Roller Wobble Red 4in 26mm Bore	23
1505B	Roller Wobble Rib Blue 3in 26mm Bore	23
1505C	Roller Wobble Rib Red 3in 26mm Bore	23
1601ALH	Backing Plate Hydraulic 12in Left	27
1601ALH	Backing Plate Hydraulic 12in Left	28
1601ARH	Backing Plate Hydraulic 12in Right	27
1601ARH	Backing Plate Hydraulic 12in Right	28
1601DXLH	Backing Plate Electric 12in DXT Left	27
1601DXLH	Backing Plate Electric 12in DXT Left	31
1601DXRH	Backing Plate Electric 12in DXT Right	27
1601DXRH	Backing Plate Electric 12in DXT Right	31
1601LH	Backing Plate Electric 12in Left	27
1601LH	Backing Plate Electric 12in Left	31
1601LHSA	Backing Plate Electric 12in S/Adj Left	27
1601LHSA	Backing Plate Electric 12in S/Adj Left	31
1601RH	Backing Plate Electric 12in Right	27
1601RH	Backing Plate Electric 12in Right	31
1601RHSA	Backing Plate Electric 12in S/Adj Right	27
1601RHSA	Backing Plate Electric 12in S/Adj Right	31
1602DXLH	Backing Plate Electric 10in DXT Left	27

PART NO.	DESCRIPTION	PAGE
1602DXLH	Backing Plate Electric 10in DXT Left	31
1602DXRH	Backing Plate Electric 10in DXT Right	27
1602DXRH	Backing Plate Electric 10in DXT Right	31
1602GLH	Backing Plate Electric 10in Left Gal	27
1602GLH	Backing Plate Electric 10in Left Gal	31
1602GRH	Backing Plate Electric 10in Right Gal	27
1602GRH	Backing Plate Electric 10in Right Gal	31
1602H	Magnet Arm for 10in Backing Plate Right	31
1602I	Magnet Arm for 10in Backing Plate Left	31
1602J	Adjuster for 10in Backing Plate	32
1602K	Shoe Retainer for 10in Backing Plate	32
1602L	Top Spring for 10in Backing Plate	32
1602LH	Backing Plate Electric 10in Left	27
1602LH	Backing Plate Electric 10in Left	31
1602LHSA	Backing Plate Electric 10in S/Adj Left	27
1602LHSA	Backing Plate Electric 10in S/Adj Left	31
1602M	Bottom Spring for 10in Backing Plate	32
1602N	H/Brake pivot for 10in Backing Plate Lef	32
1602O	H/Brake pivot for 10in Backing Plate Rig	32
1602RH	Backing Plate Electric 10in Right	27
1602RH	Backing Plate Electric 10in Right	31
1602RHSA	Backing Plate Electric 10in S/Adj Right	27
1602RHSA	Backing Plate Electric 10in S/Adj Right	31
1604LH	Backing Plate Mechanical 9in Left	27
1604LH	Backing Plate Mechanical 9in Left	30
1604RH	Backing Plate Mechanical 9in Right	27
1604RH	Backing Plate Mechanical 9in Right	30
1605LH	Backing Plate Hydraulic 9in Left	28
1605RH	Backing Plate Hydraulic 9in Right	28
1606	Brake Magnet Oval for 10in	31
1606A	Brake Magnet Oval for 12in	31
1606B	Brake Magnet for 12in Heavy Duty	31
1610	Breakaway kit 2/4 wheel BrakeSafe BS6000	31
1610A	Breakaway Kit 6 Wheel Breaksafe RM6000	31
1610B	Remote Monitor In Cab Brakesafe	31
1611	Breakaway Switch	29
1611	Breakaway Switch	31
1614B	Brake Caliper Hydraulic Gal	28
1615	Anchor Plate 45mm Squ for callipers	30
1615A	Anchor Plate 40mm Squ	30
1615B	Anchor Plate 45mm Rnd	30
1615C	Anchor Plate 39mm Rnd	30
1615D	Anchor Plate 45mm Squ Suit 12in Disc	30
1615E	Anchor Plate 50mm Squ suit 12in Disc	30
1615F	Anchor Plate 50mm Squ suit 1 1in Disc	30
1615G	Anchor Plate 45mm Squ Gal	30
1616	Brake Pads 2 piece for Mech/Hyd Disc	28
1616	Brake Pads 2 piece for Mech/Hyd Disc	30
1616A	Disc Brake Pad (single) Suit Trojan	32

PART NO.	DESCRIPTION	PAGE
1617	Mechanical Lever Suit #1629 Caliper	30
1617A	Caliper Mech Centre Pull Arm suit #1629	30
1617BS	Caliper Mech Stainless Return Spring	30
1617SS	S/Steel Spring for Caliper 1629 Late Mod	30
1618	Weld Ring Mech/Electric 10in 45mm Squ	30
1618	Weld Ring Mech/Electric 10in 45mm Squ	31
1618A	Weld Ring Mech/Electric 10in 40mm Squ	30
1618A	Weld Ring Mech/Electric 10in 40mm Squ	31
1618B	Weld Ring Mech/Electric 10in 45mm Rnd	30
1618B	Weld Ring Mech/Electric 10in 45mm Rnd	31
1618C	Weld Ring Mech/Electric 10in 39mm Rnd	30
1618C	Weld Ring Mech/Electric 10in 39mm Rnd	31
1620	Brake Controller Tekonsha Voyager In Cab	31
1622	Hydraulic Brake Line - Fitted	29
1623	Hydraulic Hose 3/8 UNF 400mm	28
1624A	Bundy Tube 3/16x50m Roll	29
1624B	Bundy Tube 3/16x10m Roll	29
1625	Brake T Three Way 3/8 UNF	29
1625SK	Brake Fitting Kit Hydraulic Single	28
1625TK	Brake Fitting Kit Hydraulic Tandem	28
1625TRK	Brake Fitting Kit Hydraulic Tri Axle	28
1626	Tube Nut Hydraulic line 3/8 UNF fit 3/16	29
1627	Brake Cable Kit - Mechanical	30
1628	Battery Replacement 12V Breaksafe	31
1629	Brake Caliper Mechanical Gal	30
1630A	Brake Controller 12V D/bar Mt Waterproof	31
1631	Weld Ring Hydraulic 45mm Squ	28
1631A	Weld Ring Hydraulic 40mm Squ	28
1631B	Weld Ring Hydraulic 45mm Rnd	28
1631C	Weld Ring Hydraulic 39mm Rnd	28
1633	Weld Ring Electric/Hyd 12in 50mm Squ	28
1633	Weld Ring Electric/Hyd 12in 50mm Squ	31
1633A	Weld Ring Hyd/Electric 12in 61mm Rnd	28
1633A	Weld Ring Hyd/Electric 12in 61mm Rnd	31
1633C	Drop Plate 40Squ-39Rnd 4in 32mm	12
1633C3	Drop Plate 40Squ-39Rnd 3in 32mm	12
1633D	Drop Plate 45Squ-45Rnd 2.5 in 32mm	12
1633D4	Drop Plate 45Squ-45Rnd 4in 32mm	12
1633H	Drop Plate 50Squ-50Squ 3in 40mm	12
1633I	Drop Plate 50Squ-50Squ 4in 40mm	12
1633K	Drop Plate 40Squ-40Squ 2.5 in 32mm	12
1634	Tube Nut for Master Cyl 3/8 UNF fit 3/16	29
1634TA	Tube Adaptor 3/8 UNF to 3/8 UNF flare	29
1634W	Washer Copper to suit 1634TA	29
1636	Brake Shoes 9in for Mechanical	30
1636A	Brake Shoes 9in for Hydraulic	28
1636BM	Backing Plate 9in Hyd Wheel Cylinder	28
1636BM	Backing Plate 9in Hyd Wheel Cylinder	30
1636C	Brake Shoes 10in for Electric	31

PART NO.	DESCRIPTION	PAGE
1636D	Brake Shoes 12in for Electric	31
1636E	10in Brake Shoes	31
1636F	12in Brake Shoes	31
1639A	Pulley for Mechanical Brake Cable	30
1639HD	Brake Cable Adjuster Pulley	30
1640A	Retaining Clip for Electric Brake Magnet	31
1640B	Magnet Spring for Electric Brake	31
1640B	Magnet Spring for Electric Brake	32
1642	T Piece for Calipers	30
1642	T Piece for Calipers	32
1642A	T Piece - Straight	32
1643B	Bush Stainless Steel Thick Wall astss	30
1643C	Washer Star for Caliper	28
1643C	Washer Star for Caliper	30
1643C	Washer Star for Caliper	32
1644	Bolts for Calipers 7/16x2-3/16 UNF G5	28
1644	Bolts for Calipers 7/16x2-3/16 UNF G5	30
1650-50S2TALC6	Assm'ed 12in Elec 50Sq 2TN LC6	19
1650-50S2TNLC5	Assm'ed 12in Elec 50Sq 2TN LC5	19
1650-50S2TNLC6	Assm'ed 12in Elec 50Sq 2TN LC6	19
1650A-61RD3TNLC5	Assm'ed 12in Elec 61Rd 3TN LC5	19
1650A-61RD3TNLC6	Assm'ed 12in Elec 61Rd 3TN LC6	19
1650AO-61RD3TNLC5	Assm'ed 12in Elec 61Rd 3TN LC5 O'lay	19
1650AO-61RD3TNLC6	Assm'ed 12in Elec 61Rd 3TN LC6 O'lay	19
1650D-50S2TNLC6	Assm'ed 12in Ele Drum 50Sq 2TNLC6 Drop	19
1651-39RFORD	Assm'ed 9in Mech 39Rd Ford Drum	17
1651-39RHQ	Assm'ed 9in Mech 39Rd HQ Drum	17
1651-39RHT	Assm'ed 9in Mech 39Rd HT Drum	17
1651-39RLC5	Assm'ed 9in Mech 39 Rd LC5 Drum	17
1651-39RLC6	Assm'ed 9in Mech 39Rd LC6 Drum	17
1651-40SFORD	Assm'ed 9in Mech Drum 40Sq Ford	17
1651-40SHQ	Assm'ed 9in Mech Drum 40Sq HQ	17
1651-40SHT	Assm'ed 9in Mech Drum 40Sq HT	17
1651-40SLC5	Assm'ed 9in Mech Drum 40Sq LC5	17
1651-40SLC6	Assm'ed 9in Mech Drum 40Sq LC6	17
1651-45RFORD	Assm'ed 9in Mech Drum 45Rd Ford	17
1651-45RHQ	Assm'ed 9in Mech Drum 45Rd HQ	17
1651-45RHT	Assm'ed 9in Mech Drum 45Rd HT	17
1651-45RLC5	Assm'ed 9in Mech Drum 45Rd LC5	17
1651-45RLC6	Assm'ed 9in Mech Drum 45Rd LC6	17
1651-45SFORD	Assm'ed 9in Mech Drum 45Sq Ford	17
1651-45SHQ	Assm'ed 9in Mech Drum 45Sq HQ	17
1651-45SHT	Assm'ed 9in Mech Drum 45Sq HT	17
1651-45SLC5	Assm'ed 9in Mech Drum 45Sq LC5	17
1651-45SLC6	Assm'ed 9in Mech Drum 45Sq LC6	17
1651D-40SFORD	Assm'ed 9in Mech Drum 40Sq Ford Drop	17
1651D-40SHQ	Assm'ed 9in Mech Drum 40Sq HQ Drop	17
1651D-40SHT	Assm'ed 9in Mech Drum 40Sq HT Drop	17
1651D-40SLC5	Assm'ed 9in Mech Drum 40Sq LC5 Drop	17
1651D-40SLC6	Assm'ed 9in Mech Drum 40Sq LC6 Drop	17
1651D-45SFORD	Assm'ed 9in Mech Drum 45Sq Ford Drop	17
1651D-45SHQ	Assm'ed 9in Mech Drum 45Sq HQ O'lay	17

PART NO.	DESCRIPTION	PAGE
1651D-45SHT	Assm'ed 9in Mech Drum 45Sq HT Drop	17
1651D-45SHT	Assm'ed 9in Mech Drum 45Sq HT Drop	17
1651D-45SLC5	Assm'ed 9in Mech Drum 45Sq LC5 Drop	17
1651D-45SLC6	Assm'ed 9in Mech Drum 45Sq LC6 Drop	17
16510-40SFORD	Assm'ed 9in Mech Drum 40Sq Ford O'lay	17
16510-40SHQ	Assm'ed 9in Mech Drum 40Sq HQ O'lay	17
16510-40SHT	Assm'ed 9in Mech Drum 40Sq HT O'lay	17
16510-40SLC5	Assm'ed 9in Mech Drum 40Sq LC5 O'lay	17
16510-40SLC6	Assm'ed 9in Mech Drum 40Sq LC6 O'lay	17
16510-45SFORD	Assm'ed 9in Mech Drum 45Sq Ford O'lay	17
16510-45SHQ	Assm'ed 9in Mech Drum 45Sq HQ O'lay	17
16510-45SHT	Assm'ed 9in Mech Drum 45Sq HT O'lay	17
16510-45SLC5	Assm'ed 9in Mech Drum 45Sq LC5 O'lay	17
16510-45SLC6	Assm'ed 9in Mech Drum 45Sq LC6 O'lay	17
16510-45SFORD	Assm'ed 9in Mech Drum 45Sq Ford O'lay	17
16510-45SHQ	Assm'ed 9in Mech Drum 45Sq HQ O'lay	17
16510-45SHT	Assm'ed 9in Mech Drum 45Sq HT O'lay	17
16510-45SLC5	Assm'ed 9in Mech Drum 45Sq LC5 O'lay	17
16510-45SLC6	Assm'ed 9in Mech Drum 45Sq LC6 O'lay	17
1652-39RFORD	Assm'ed 9in Hyd 39Rd Ford Drum	17
1652-39RHQ	Assm'ed 9in Hyd 39 Rd HQ Drum	17
1652-39RHT	Assm'ed 9in Hyd 39Rd HT Drum	17
1652-39RLC5	Assm'ed 9in Hyd 39Rd LC5 Drum	17
1652-39RLC6	Assm'ed 9in Hyd Drum 45Sq LC6 Drum	17
1652-40SFORD	Assm'ed 9in Hyd Drum 40Sq Ford	17
1652-40SHQ	Assm'ed 9in Hyd Drum 40Sq HQ	17
1652-40SHT	Assm'ed 9in Hyd Drum 40Sq HT	17
1652-40SLC5	Assm'ed 9in Hyd Drum 40Sq LC5	17
1652-40SLC6	Assm'ed 9in Hyd Drum 40Sq LC6	17
1652-45RFORD	Assm'ed 9in Hyd Drum 45Rd Ford	17
1652-45RHQ	Assm'ed 9in Hyd Drum 45Rd HQ	17
1652-45RHT	Assm'ed 9in Hyd Drum 45Rd HT	17
1652-45RLC5	Assm'ed 9in Hyd Drum 45Rd LC5	17
1652-45RLC6	Assm'ed 9in Hyd Drum 45Rd LC6	17
1652-45SFORD	Assm'ed 9in Hyd Drum 45Sq Ford	17
1652-45SHQ	Assm'ed 9in Hyd Drum 45Sq HQ	17
1652-45SHT	Assm'ed 9in Hyd Drum 45Sq HT	17
1652-45SLC5	Assm'ed 9in Hyd Drum 45Sq LC5	17
1652-45SLC6	Assm'ed 9in Hyd Drum 45Sq LC6	17
1652-50R2TNLC5	Assm'ed 12in Hyd Drum 50Rd 2TN LC5	19
1652-50R2TNLC6	Assm'ed 12in Hyd Drum 50Rd 2TN LC6	19
1652-50S2TNLC5	Assm'ed 12in Hyd Drum 50Sq 2TN LC5	19
1652-50S2TNLC6	Assm'ed 12in Hyd Drum 50Sq 2TN LC6	19
1652D-40SFORD	Assm'ed 9in Hyd Drum 40Sq Ford Drop	17
1652D-40SHQ	Assm'ed 9in Hyd Drum 40Sq HQ Drop	17
1652D-40SHT	Assm'ed 9in Hyd Drum 40Sq HT Drop	17
1652D-40SLC5	Assm'ed 9in Hyd Drum 40Sq LC5 Drop	17
1652D-40SLC6	Assm'ed 9in Hyd Drum 40Sq LC6 Drop	17
1652D-45SFORD	Assm'ed 9in Hyd Drum 45Sq Ford Drop	17
1652D-45SHQ	Assm'ed 9in Hyd Drum 45Sq HQ Drop	17
1652D-45SHT	Assm'ed 9in Hyd Drum 45Sq HT Drop	17
1652D-45SLC5	Assm'ed 9in Hyd Drum 45Sq LC5 Drop	17
1652D-45SLC6	Assm'ed 9in Hyd Drum 45Sq LC6 Drop	17
1652D-50S2TNLC5	Assm'ed 12in Hyd Drum 50Sq 2TN LC5 Dro	19
1652D-50S2TNLC6	Assm'ed 12in Hyd Drum 50Sq 2TN LC6 Dro	19
16520-40SFORD	Assm'ed 9in Hyd Drum 40Sq Ford O'lay	17
16520-40SHQ	Assm'ed 9in Hyd Drum 40Sq HQ O'lay	17

INDEX

PART NO.	DESCRIPTION	PAGE
16520-40SHT	Assm'ed 9in Hyd Drum 40Sq HT O'lay	17
16520-40SLC5	Assm'ed 9in Hyd Drum 40Sq LC5 O'lay	17
16520-40SLC6	Assm'ed 9in Hyd Drum 40Sq LC6 O'lay	17
16520-45SFORD	Assm'ed 9in Hyd Drum 45Sq Ford O'lay	17
16520-45SHQ	Assm'ed 9in Hyd Drum 45Sq HQ O'lay	17
16520-45SHT	Assm'ed 9in Hyd Drum 45Sq HT O'lay	17
16520-45SLC5	Assm'ed 9in Hyd Drum 45Sq LC5 O'lay	17
16520-45SLC6	Assm'ed 9in Hyd Drum 45Sq LC6 O'lay	17
16520-50S2TNLC5	Assm'ed 12in Hyd Drum 50Sq 2TN LC5 Ove 19	
16520-50S2TNLC6	Assm'ed 12in Hyd Drum 50Sq 2TN LC6 Ove 19	
1653-39RFORD	Assm'ed Mech Disc 39Rd Ford	20
1653-39RFORDGAL	Assm'ed Mech Disc 39Rd Ford Gal	20
1653-39RHQ	Assm'ed Mech Disc 39Rd HQ	20
1653-39RHQGal	Assm'ed Mech Disc 39Rd HQ Gal	20
1653-39RHT	Assm'ed Mech Disc 39Rd HT	20
1653-39RHTGal	Assm'ed Mech Disc 39Rd HT Gal	20
1653-39RLC5	Assm'ed Mech Disc 39Rd LC5	20
1653-39RLC5GAL	Assm'ed Mech Disc 39Rd LC5 Gal	20
1653-39RLC6	Assm'ed Mech Disc 39Rd LC6	20
1653-39RLC6GAL	Assm'ed Mech Disc 39Rd LC6 Gal	20
1653-40SFORD	Assm'ed Mech Disc 40Sq Ford	20
1653-40SFORDGAL	Assm'ed Mech Disc 40Sq Ford Gal	20
1653-40SHQ	Assm'ed Mech Disc 40Sq HQ	20
1653-40SHQGal	Assm'ed Mech Disc 40Sq HQ Gal	20
1653-40SHT	Assm'ed Mech Disc 40Sq HT	20
1653-40SHTGal	Assm'ed Mech Disc 40Sq HT Gal	20
1653-40SLC5	Assm'ed Mech Disc 40Sq LC5	20
1653-40SLC5GAL	Assm'ed Mech Disc 40Sq LC5 Gal	20
1653-40SLC6	Assm'ed Mech Disc 40Sq LC6	20
1653-40SLC6GAL	Assm'ed Mech Disc 40Sq LC6 Gal	20
1653-45RFORD	Assm'ed Mech Disc 45Rd Ford	20
1653-45RFORDGAL	Assm'ed Mech Disc 45Rd Ford Gal	20
1653-45RHQ	Assm'ed Mech Disc 45Rd HQ	20
1653-45RHQGal	Assm'ed Mech Disc 45Rd HQ Gal	20
1653-45RHT	Assm'ed Mech Disc 45Rd HT	20
1653-45RHTGal	Assm'ed Mech Disc 45Rd HT Gal	20
1653-45RLC5	Assm'ed Mech Disc 45Rd LC5	20
1653-45RLC5GAL	Assm'ed Mech Disc 45Rd LC5 Gal	20
1653-45RLC6	Assm'ed Mech Disc 45Rd LC6	20
1653-45RLC6GAL	Assm'ed Mech Disc 45Rd LC6 Gal	20
1653-45SFORD	Assm'ed Mech Disc 45Sq Ford	20
1653-45SFORDGAL	Assm'ed Mech Disc 45Sq Ford Gal	20
1653-45SHQ	Assm'ed Mech Disc 45Sq HQ	20
1653-45SHQGal	Assm'ed Mech Disc 45Sq HQ Gal	20
1653-45SHT	Assm'ed Mech Disc 45Sq HT	20
1653-45SHTGal	Assm'ed Mech Disc 45Sq HT Gal	20
1653-45SLC5	Assm'ed Mech Disc 45Sq LC5	20
1653-45SLC5GAL	Assm'ed Mech Disc 45Sq LC5 Gal	20
1653-45SLC6	Assm'ed Mech Disc 45Sq LC6	20
1653-45SLC6GAL	Assm'ed Mech Disc 45Sq LC6 Gal	20
1653-45SPARALC5	Assm'ed Mech Disc 45Sq Para LC5	20
1653-45SPARALC6	Assm'ed Mech Disc 45Sq Para LC6	20

PART NO.	DESCRIPTION	PAGE
1653-50R2TNLC6	Assm'ed Mech Disc 50Rd 2TN LC6	20
1653-50S2TNLC6	Assm'ed Mech Disc 50Sq 2TN LC6	20
1653-50S2TNLC6GAL	Assm'ed Mech Disc 50Sq 2TN LC6 Gal	20
1653-50SPARALC5	Assm'ed Mech Disc 50Sq Para LC5	20
1653-50SPARALC6	Assm'ed Mech Disc 50Sq Para LC6	20
1653D-40SFORD	Assm'ed Mech Disc 40Sq Ford Drop	20
1653D-40SHQ	Assm'ed Mech Disc 40Sq HQ Drop	20
1653D-40SHT	Assm'ed Mech Disc 40Sq HT Drop	20
1653D-40SLC5	Assm'ed Mech Disc 40Sq LC5 Drop	20
1653D-40SLC6	Assm'ed Mech Disc 40Sq LC6 Drop	20
1653D-45SFORD	Assm'ed Mech Disc 45Sq Ford Drop	20
1653D-45SHQ	Assm'ed Mech Disc 45Sq HQ Drop	20
1653D-45SHT	Assm'ed Mech Disc 45Sq HT Drop	20
1653D-45SLC5	Assm'ed Mech Disc 45Sq LC5 Drop	20
1653D-45SLC6	Assm'ed Mech Disc 45Sq LC6 Drop	20
1653D-45SPARALC5	Assm'ed Mech Disc 45Sq Para LC5 Drop	20
1653D-45SPARALC6	Assm'ed Mech Disc 45Sq Para LC6 Drop	20
1653D-50S2TNLC6	Assm'ed Mech Disc 50Sq 2TN LC6 Drop	20
1653D-40SFORD	Assm'ed Mech Disc 40Sq Ford O'lay	20
16530-40SHQ	Assm'ed Mech Disc 40Sq HQ O'lay	20
16530-40SHT	Assm'ed Mech Disc 40Sq HT O'lay	20
16530-40SLC5	Assm'ed Mech Disc 40Sq LC5 O'lay	20
16530-40SLC6	Assm'ed Mech Disc 40Sq LC6 O'lay	20
16530-45SFORD	Assm'ed Mech Disc 45Sq Ford O'lay	20
16530-45SHQ	Assm'ed Mech Disc 45Sq HQ O'lay	20
16530-45SHT	Assm'ed Mech Disc 45Sq HT O'lay	20
16530-45SLC5	Assm'ed Mech Disc 45Sq LC5 O'lay	20
16530-45SLC6	Assm'ed Mech Disc 45Sq LC6 O'lay	20
16530-45SPARALC5	Assm'ed Mech Disc 45Sq Para LC5 O'lay	20
16530-45SPARALC6	Assm'ed Mech Disc 45Sq Para LC6 O'lay	20
16530-50S2TNLC6	Assm'ed Mech Disc 50Sq 2TN LC6 O'lay	20
16530-50SPARALC5	Assm'ed Mech Disc 50Sq Para LC5 O'lay	20
16530-50SPARALC6	Assm'ed Mech Disc 50Sq Para LC6 O'lay	20
1654-39RFORD	Assm'ed Hyd Disc 39Rd Ford	21
1654-39RFORDGAL	Assm'ed Hyd Disc 39Rd Ford Gal	21
1654-39RHQ	Assm'ed Hyd Disc 39Rd HQ	21
1654-39RHQGal	Assm'ed Hyd Disc 39Rd HQ Gal	21
1654-39RHT	Assm'ed Hyd Disc 39Rd HT	21
1654-39RHTGal	Assm'ed Hyd Disc 39Rd HT Gal	21
1654-39RLC5	Assm'ed Hyd Disc 39Rd LC5	21
1654-39RLC5GAL	Assm'ed Hyd Disc 39Rd LC5 Gal	21
1654-39RLC6	Assm'ed Hyd Disc 39Rd LC6	21
1654-39RLC6GAL	Assm'ed Hyd Disc 39Rd LC6 Gal	21
1654-40SFORD	Assm'ed Hyd Disc 40Sq Ford	21
1654-40SFORDGAL	Assm'ed Hyd Disc 40Sq Ford Gal	21
1654-40SHQ	Assm'ed Hyd Disc 40Sq HQ	21
1654-40SHQGal	Assm'ed Hyd Disc 40Sq HQ Gal	21
1654-40SHT	Assm'ed Hyd Disc 40Sq HT	21
1654-40SHTGal	Assm'ed Hyd Disc 40Sq HT Gal	21
1654-40SLC5	Assm'ed Hyd Disc 40Sq LC5	21
1654-40SLC5GAL	Assm'ed Hyd Disc 40Sq LC5 Gal	21
1654-40SLC6	Assm'ed Hyd Disc 40Sq LC6	21
1654-40SLC6GAL	Assm'ed Hyd Disc 40Sq LC6 Gal	21
1654-45RFORD	Assm'ed Hyd Disc 45Rd Ford	21
1654-45RFORDGAL	Assm'ed Hyd Disc 45Rd Ford Gal	21
1654-45RHQ	Assm'ed Hyd Disc 45Rd HQ	21
1654-45RHQGal	Assm'ed Hyd Disc 45Rd HQ Gal	21
1654-45RHT	Assm'ed Hyd Disc 45Rd HT	21
1654-45RHTGal	Assm'ed Hyd Disc 45Rd HT Gal	21
1654-45RLC5	Assm'ed Hyd Disc 45Rd LC5	21
1654-45RLC5GAL	Assm'ed Hyd Disc 45Rd LC5 Gal	21
1654-45RLC6	Assm'ed Hyd Disc 45Rd LC6	21
1654-45RLC6GAL	Assm'ed Hyd Disc 45Rd LC6 Gal	21
1654-45SFORD	Assm'ed Hyd Disc 45Sq Ford	21
1654-45SFORDGAL	Assm'ed Hyd Disc 45Sq Ford Gal	21
1654-45SHQ	Assm'ed Hyd Disc 45Sq HQ	21
1654-45SHQGal	Assm'ed Hyd Disc 45Sq HQ Gal	21
1654-45SHT	Assm'ed Hyd Disc 45Sq HT	21
1654-45SHTGal	Assm'ed Hyd Disc 45Sq HT Gal	21
1654-45SLC5	Assm'ed Hyd Disc 45Sq LC5	21
1654-45SLC5GAL	Assm'ed Hyd Disc 45Sq LC5 Gal	21
1654-45SLC6	Assm'ed Hyd Disc 45Sq LC6	21
1654-45SLC6GAL	Assm'ed Hyd Disc 45Sq LC6 Gal	21
1654-45SPARALC5	Assm'ed Hyd Disc 45Sq Para LC5	21
1654-45SPARALC6	Assm'ed Hyd Disc 45Sq Para LC6	21

PART NO.	DESCRIPTION	PAGE
1654-40SLC6GAL	Assm'ed Hyd Disc 40Sq LC6 Gal	21
1654-45RFORD	Assm'ed Hyd Disc 45Rd Ford	21
1654-45RFORDGAL	Assm'ed Hyd Disc 45Rd Ford Gal	21
1654-45RHQ	Assm'ed Hyd Disc 45Rd HQ	21
1654-45RHQGal	Assm'ed Hyd Disc 45Rd HQ Gal	21
1654-45RHT	Assm'ed Hyd Disc 45Rd HT	21
1654-45RHTGal	Assm'ed Hyd Disc 45Rd HT Gal	21
1654-45RLC5	Assm'ed Hyd Disc 45Rd LC5	21
1654-45RLC5GAL	Assm'ed Hyd Disc 45Rd LC5 Gal	21
1654-45RLC6	Assm'ed Hyd Disc 45Rd LC6	21
1654-45RLC6GAL	Assm'ed Hyd Disc 45Rd LC6 Gal	21
1654-45SFORD	Assm'ed Hyd Disc 45Sq Ford	21
1654-45SFORDGAL	Assm'ed Hyd Disc 45Sq Ford Gal	21
1654-45SHQ	Assm'ed Hyd Disc 45Sq HQ	21
1654-45SHQGal	Assm'ed Hyd Disc 45Sq HQ Gal	21
1654-45SHT	Assm'ed Hyd Disc 45Sq HT	21
1654-45SHTGal	Assm'ed Hyd Disc 45Sq HT Gal	21
1654-45SLC5	Assm'ed Hyd Disc 45Sq LC5	21
1654-45SLC5GAL	Assm'ed Hyd Disc 45Sq LC5 Gal	21
1654-45SLC6	Assm'ed Hyd Disc 45Sq LC6	21
1654-45SLC6GAL	Assm'ed Hyd Disc 45Sq LC6 Gal	21
1654-45SPARALC5	Assm'ed Hyd Disc 45Sq Para LC5	21
1654-45SPARALC6	Assm'ed Hyd Disc 45Sq Para LC6	21
1654-50R2TNLC6	Assm'ed Hyd Disc 50Rd 2TN LC6	21
1654-50S2TNLC6	Assm'ed Hyd Disc 50Sq 2TN LC6	21
1654-50SPARALC5	Assm'ed Hyd Disc 50Sq Para LC5	21
1654-50SPARALC6	Assm'ed Hyd Disc 50Sq Para LC6	21
1654D-40SFORD	Assm'ed Hyd Disc 40Sq Ford Drop	21
1654D-40SHQ	Assm'ed Hyd Disc 40Sq HQ Drop	21
1654D-40SHT	Assm'ed Hyd Disc 40Sq HT Drop	21
1654D-40SLC5	Assm'ed Hyd Disc 40Sq LC5 Drop	21
1654D-40SLC6	Assm'ed Hyd Disc 40Sq LC6 Drop	21
1654D-45SFORD	Assm'ed Hyd Disc 45Sq Ford Drop	21
1654D-45SHQ	Assm'ed Hyd Disc 45Sq HQ Drop	21
1654D-45SHT	Assm'ed Hyd Disc 45Sq HT Drop	21
1654D-45SLC5	Assm'ed Hyd Disc 45Sq LC5 Drop	21
1654D-45SLC6	Assm'ed Hyd Disc 45Sq LC6 Drop	21
1654D-45SPARALC5	Assm'ed Hyd Disc 45Sq Para LC5 Drop	21
1654D-45SPARALC6	Assm'ed Hyd Disc 45Sq Para LC6 Drop	21
1654D-50S2TNLC6	Assm'ed Hyd Disc 50Sq 2TN LC6 Drop	21
1654D-40SFORD	Assm'ed Hyd Disc 40Sq Ford O'lay	21
1654D-40SHQ	Assm'ed Hyd Disc 40Sq HQ O'lay	21
1654D-40SHT	Assm'ed Hyd Disc 40Sq HT O'lay	21
1654D-40SLC5	Assm'ed Hyd Disc 40Sq LC5 O'lay	21
1654D-40SLC6	Assm'ed Hyd Disc 40Sq LC6 O'lay	21
1654D-45SFORD	Assm'ed Hyd Disc 45Sq Ford O'lay	21
1654D-45SHQ	Assm'ed Hyd Disc 45Sq HQ O'lay	21
1654D-45SHT	Assm'ed Hyd Disc 45Sq HT O'lay	21
1654D-45SLC5	Assm'ed Hyd Disc 45Sq LC5 O'lay	21
1654D-45SLC6	Assm'ed Hyd Disc 45Sq LC6 O'lay	21
1654D-45SPARALC5	Assm'ed Hyd Disc 45Sq Para LC5 O'lay	21
1654D-45SPARALC6	Assm'ed Hyd Disc 45Sq Para LC6 O'lay	21

PART NO.	DESCRIPTION	PAGE
16540-50S2TNLC6	Assm'ed Hyd Disc 50Sq 2TN LC6 O'lay	21
1655-39RFORD	Assm'ed 10in Elec 39Rd Ford	18
1655-39RFORDGAL	Assm'ed 10in Elec 39Rd Ford Gal	18
1655-39RHQ	Assm'ed 10in Elec 39Rd HQ	18
1655-39RHQGal	Assm'ed 10in Elec 39Rd HQ Gal	18
1655-39RHT	Assm'ed 10in Elec 39Rd HT	18
1655-39RHTGal	Assm'ed 10in Elec 39Rd HT Gal	18
1655-39RLC5	Assm'ed 10in Elec 39Rd LC5	18
1655-39RLC5GAL	Assm'ed 10in Elec 39Rd LC5 Gal	18
1655-39RLC6	Assm'ed 10in Elec 39Rd LC6	18
1655-39RLC6GAL	Assm'ed 10in Elec 39Rd LC6 Gal	18
1655-40SFORD	Assm'ed 10in Elec 40Sq Ford	18
1655-40SFORDGAL	Assm'ed 10in Elec 40Sq Ford Gal	18
1655-40SHQ	Assm'ed 10in Elec 40Sq HQ	18
1655-40SHQGal	Assm'ed 10in Elec 40Sq HQ Gal	18
1655-40SHT	Assm'ed 10in Elec 40Sq HT	18
1655-40SHTGal	Assm'ed 10in Elec 40Sq HT Gal	18
1655-40SLC5	Assm'ed 10in Elec 40Sq LC5	18
1655-40SLC5GAL	Assm'ed 10in Elec 40Sq LC5 Gal	18
1655-40SLC6	Assm'ed 10in Elec 40Sq LC6	18
1655-40SLC6GAL	Assm'ed 10in Elec 40Sq LC6 Gal	18
1655-45RFORD	Assm'ed 10in Elec 45Rd Ford	18
1655-45RFORDGAL	Assm'ed 10in Elec 45Rd Ford Gal	18
1655-45RHQ	Assm'ed 10in Elec 45Rd HQ	18
1655-45RHQGal	Assm'ed 10in Elec 45Rd HQ Gal	18
1655-45RHT	Assm'ed 10in Elec 45Rd HT	18
1655-45RHTGal	Assm'ed 10in Elec 45Rd HT Gal	18
1655-45RLC5	Assm'ed 10in Elec 45Rd LC5	18
1655-45RLC5GAL	Assm'ed 10in Elec 45Rd LC5 Gal	18
1655-45RLC6	Assm'ed 10in Elec 45Rd LC6	18
1655-45RLC6GAL	Assm'ed 10in Elec 45Rd LC6 Gal	18
1655-45SFORD	Assm'ed 10in Elec 45Sq Ford	18
1655-45SFORDGAL	Assm'ed 10in Elec 45Sq Ford Gal	18
1655-45SHQ	Assm'ed 10in Elec 45Sq HQ	18
1655-45SHQGal	Assm'ed 10in Elec 45Sq HQ Gal	18
1655-45SHT	Assm'ed 10in Elec 45Sq HT	18
1655-45SHTGal	Assm'ed 10in Elec 45Sq HT Gal	18
1655-45SLC5	Assm'ed 10in Elec 45Sq LC5	18
1655-45SLC5GAL	Assm'ed 10in Elec 45Sq LC5 Gal	18
1655-45SLC6	Assm'ed 10in Elec 45Sq LC6	18
1655-45SLC6GAL	Assm'ed 10in Elec 45Sq LC6 Gal	18
1655D-40SFORD	Assm'ed 10in Elec 40Sq Ford Drop	18
1655D-40SHQ	Assm'ed 10in Elec 40Sq HQ Drop	18
1655D-40SHT	Assm'ed 10in Elec 40Sq HT Drop	18
1655D-40SLC5	Assm'ed 10in Elec 40Sq LC5 Drop	18
1655D-40SLC6	Assm'ed 10in Elec 40Sq LC6 Drop	18
1655D-45SFORD	Assm'ed 10in Elec 45Sq Ford Drop	18
1655D-45SHQ	Assm'ed 10in Elec 45Sq HQ Drop	18
1655D-45SHT	Assm'ed 10in Elec 45Sq HT Drop	18
1655D-45SLC5	Assm'ed 10in Elec 45Sq LC5 Drop	18
1655D-45SLC6	Assm'ed 10in Elec 45Sq LC6 Drop	18
1655D-40SFORD	Assm'ed 10in Elec 40Sq Ford O'lay	18

PART NO.	DESCRIPTION	PAGE
16550-40SHQ	Assm'ed 10in Elec 40Sq HQ O'lay	18
16550-40SHT	Assm'ed 10in Elec 40Sq HT O'lay	18
16550-40SLC5	Assm'ed 10in elec 40Sq LC5 O'lay	18
16550-40SLC6	Assm'ed 10in Elec 40Sq LC6 O'lay	18
16550-45SFORD	Assm'ed 10in Elec 45Sq Ford O'lay	18
16550-45SHQ	Assm'ed 10in Elec 45Sq HQ O'lay	18
16550-45SHT	Assm'ed 10in Elec 45Sq HT O'lay	18
16550-45SLC5	Assm'ed 10in Elec 45Sq LC5 O'lay	18
16550-45SLC6	Assm'ed 10in Elec 45Sq LC6 O'lay	18
16560-50SPARALC5	Assm'ed 10in Ele 50Sq Para LC5 O'lay	
1656-45SPARAFORD	Assm'ed 10in Elec 45Sq Para Ford	
1656-45SPARALC5	Assm'ed 10in Elec 45Sq Para LC5	
1656-45SPARALC6	Assm'ed 10in Elec 45Sq Para LC6	
1656-45SPF89EX	Assm'ed 10in Elec 45Sq Para Ford 89in	
1656-50SPARAFORD	Assm'ed 10in Elec 45Sq Para Ford	
1656-50SPARALC5	Assm'ed 10in Elec 50Sq Para LC5	
1656-50SPARALC6	Assm'ed 10in Elec 50Sq Para LC6	
1656D-45SPARAFORD	Assm'ed 10in Elec 45Sq Para Ford Drop	
1656D-45SPARALC5	Assm'ed 10in Elec 45Sq Para LC5 Drop	
1656D-45SPARALC6	Assm'ed 10in Elec 45Sq Para LC6 Drop	
1656D-50SPARALC6	Assm'ed 10in Elec 50Sq Para LC6 Drop	
16560-45SPARALC5	Assm'ed 10in Elec 45Sq Para LC5 O'lay	
16560-45SPARALC6	Assm'ed 10in Elec 45Sq Para LC6 O'lay	
16560-50SPARALC6	Assm'ed 10in Ele 50Sq Para LC6 O'lay	
1660-39RFORD	Assm'ed Non Bked 39 Rd Ford	16
1660-39RFORD	Assm'ed Non Bked 39 Rd Ford	16
1660-39RFORDGAL	Assm'ed Non Bked 39Rd Ford Gal	16
1660-39RHQ	Assm'ed Non Bked 39 Rd HQ	16
1660-39RHQGAL	Assm'ed Non Bked 39 Rd HQ Gal	16
1660-39RHT	Assm'ed Non Bked 39 Rd HT	16
1660-39RHT	Assm'ed Non Bked 39 Rd HT	16
1660-39RHTGAL	Assm'ed Non Bked 39 RD HT Gal	16
1660-39RLC5	Assm'ed Non Bked 39 RD LC5	16
1660-39RLC5	Assm'ed Non Bked 39 RD LC5	16
1660-39RLC5GAL	Assm'ed Non Bked 39 Rd LC5 Gal	16
1660-39RLC6	Assm'ed Non Bked 39 RD LC6	16
1660-39RLC6	Assm'ed Non Bked 39 RD LC6	16
1660-39RLC6GAL	Assm'ed Non Bked 39 Rd LC6 Gal	16
1660-40SFORD	Assm'ed Non Bked 40Sq Ford	16
1660-40SFORDGAL	Assm'ed Non Bked 40Sq Ford Gal	16
1660-40SHQ	Assm'ed Non Bked 40Sq HQ	16
1660-40SHQGAL	Assm'ed Non Bked 40Sq HQ Gal	16
1660-40SHT	Assm'ed Non Bked 40Sq HT	16
1660-40SHTGAL	Assm'ed Non Bked 40Sq HT Gal	16
1660-40SLC5	Assm'ed Non Bked 40Sq LC5	16
1660-40SLC5GAL	Assm'ed Non Bked 40Sq LC5 Gal	16
1660-40SLC6	Assm'ed Non Bked 40Sq LC6	16
1660-40SLC6GAL	Assm'ed Non Bked 40Sq LC6 Gal	16
1660-45RFORD	Assm'ed Non Bked 45Rd Ford	16
1660-45RFORDGAL	Assm'ed Non Bked 45Rd Ford Gal	16
1660-45RHQ	Assm'ed Non Bked 45Rd HQ	16
1660-45RHQGAL	Assm'ed Non Bked 45Rd HQ Gal	16

PART NO.	DESCRIPTION	PAGE
1660-45RHT	Assm'ed Non Bked 45Rd HT	16
1660-45RHTGAL	Assm'ed Non Bked 45Rd HT Gal	16
1660-45RLC5	Assm'ed Non Bked 45Rd LC5	16
1660-45RLC5GAL	Assm'ed Non Bked 45Rd LC5 Gal	16
1660-45RLC6	Assm'ed Non Bked 45Rd LC6	16
1660-45RLC6GAL	Assm'ed Non Bked 45Rd LC6 Gal	16
1660-45SFORD	Assm'ed Non Bked 45Sq Ford	16
1660-45SFORDGAL	Assm'ed Non Bked 45Sq Ford Gal	16
1660-45SHQ	Assm'ed Non Bked 45Sq HQ	16
1660-45SHQGAL	Assm'ed Non Bked 45Sq HQ Gal	16
1660-45SHT	Assm'ed Non Bked 45Sq HT	16
1660-45SHTGAL	Assm'ed Non Bked 45Sq HT Gal	16
1660-45SLC5	Assm'ed Non Bked 45Sq LC5	16
1660-45SLC5GAL	Assm'ed Non Bked 45Sq LC5 Gal	16
1660-45SLC6	Assm'ed Non Bked 45Sq LC6	16
1660-45SLC6GAL	Assm'ed Non Bked 45Sq LC6 Gal	16
1660-45SPARALC5	Assm'ed Non Bked 45Sq Para LC5	16
1660-45SPARALC6	Assm'ed Non Bked 45Sq Para LC6	16
1660-50R2TNLCL5	Assm'ed Non Bked 45Sq 2TN LC5	16
1660-50R2TNLCL6	Assm'ed Non Bked 50Rd 2TN LC6	16
1660-50S2TNLCL5	Assm'ed Non Bked 50Sq 2TN LC5	16
1660-50S2TNLCL5GAL	Assm'ed Non Bked 50Sq 2TN LC5 Gal	16
1660-50S2TNLCL6	Assm'ed Non Bked 50Sq 2TN LC6	16
1660-50S2TNLCL6GAL	Assm'ed Non Bked 50Sq 2TN LC6 Gal	16
1660-50SPARALC5	Assm'ed Non Bked 50Sq Para LC5	16
1660-50SPARALC6	Assm'ed Non Bked 50Sq Para LC6	16
1660-61R3TNLCL6	Assm'ed Non Bked 61Rd 3TN LC6	16
1660D-40SFORD	Assm'ed Non Bked 40Sq Ford Drop	16
1660D-40SHQ	Assm'ed Non Bked 40Sq HQ Drop	16
1660D-40SHT	Assm'ed Non Bked 40Sq HT Drop	16
1660D-40SLC5	Assm'ed Non Bked 40Sq LC5 Drop	16
1660D-40SLC6	Assm'ed Non Bked 40Sq LC6 Drop	16
1660D-45SFORD	Assm'ed Non Bked 45Sq Ford Drop	16
1660D-45SHQ	Assm'ed Non Bked 45Sq HQ Drop	16
1660D-45SHT	Assm'ed Non Bked 45Sq HT Drop	16
1660D-45SLC5	Assm'ed Non Bked 45Sq LC5 Drop	16
1660D-45SLC6	Assm'ed Non Bked 45Sq LC6 Drop	16
1660D-45SPARALC5	Assm'ed Non Bked 45Sq Para LC5 Drop	16
1660D-45SPARALC6	Assm'ed Non Bked 45Sq Para LC6 Drop	16
1660D-50S2TNLCL5	Assm'ed Non Bked 50Sq 2TN LC5 Drop	16
1660D-50S2TNLCL6	Assm'ed Non Bked 50Sq 2TN LC6 Drop	16
16600-40SFORD	Assm'ed Non Bked 40Sq Ford O'lay	16
16600-40SHQ	Assm'ed Non Bked 40Sq HQ O'lay	16
16600-40SHT	Assm'ed Non Bked 40Sq HT O'lay	16
16600-40SLC5	Assm'ed Non Bked 40Sq LC5 O'lay	16
16600-40SLC6	Assm'ed Non Bked 40Sq LC6 O'lay	16
16600-45SFORD	Assm'ed Non Bked 45Sq Ford O'lay	16
16600-45SHQ	Assm'ed Non Bked 45Sq HQ O'lay	16
16600-45SHT	Assm'ed Non Bked 45Sq HT O'lay	16
16600-45SLC5	Assm'ed Non Bked 45Sq LC5 O'lay	16
16600-45SLC6	Assm'ed Non Bked 45Sq LC6 O'lay	16
16600-45SPARALC5	Assm'ed Non Bked 45Sq Para LC5 O'lay	16

PART NO.	DESCRIPTION	PAGE
16600-45SPARALC6	Assm'ed Non Bked 45Sq Para LC6 O'lay	16
16600-50S2TNLCL5	Assm'ed Non Bked 50Sq 2TN LC5 O'lay	16
16600-50S2TNLCL6	Assm'ed Non Bked 50Sq 2TN LC6 O'lay	16
16600-61R3TNLCL6	Assm'ed Non Bked 61Rd 3TN LC6 O'lay	16
1802	Starnut Replacement Kit suit #1837	34
1805	Coupling 50mm 2T Fixed 2Hole Q/R	34
1805A	Coupling 50mm 2T Fixed 2Hole Q/R Gal	34
1806	Coupling Plate 2 Hole 6mm	38
1806A	Coupling Plate 2 Hole 8mm	38
1807	Coupling Plate 3 Hole 6mm	38
1808	Coupling Plate 4 Hole 8mm	38
1808A	Coupling Plate 4 Hole 6mm	38
1809	Coupling 50mm 2T Override 4Hole Q/R	35
18093T	Coupling 50mm 3T Override 4Hole	35
1809A	Coupling 50mm 2T Override 4Hole Gal	34
1809A	Coupling 50mm 2T Override 4Hole Gal	34
1809A	Coupling 50mm 2T Override 4Hole Gal	35
1809B	Spring Override Heavy Duty Coupling	39
1811	Hand Brake Bracket Hydraulic Black	28
1811A	Hand Brake Bracket Hydraulic Zinc	28
1811A	Hand Brake Bracket Hydraulic Zinc	34
1811A	Hand Brake Bracket Hydraulic Zinc	34
1811KS	Coupling Kit Hydraulic Single	34
1811KT	Coupling Kit Hydraulic Tandem	34
1813	Master Cylinder Hydraulic 3/4in	28
1813	Master Cylinder Hydraulic 3/4in	34
1813A	Master Cylinder Cap 3/4in	28
1814	Master Cylinder Hydraulic 7/8in Large Re	28
1814	Master Cylinder Hydraulic 7/8in Large Re	28
1815	Master Cylinder Hydraulic 7/8in	34
1816A	Hand Brake Plate Mechanical Gal	30
1816A	Hand Brake Plate Mechanical Gal	32
1816A	Hand Brake Plate Mechanical Gal	34
1816C	Hand Brake Lever Passified	32
1816K	Coupling Kit Mechanical Override	34
1818	Coupling 50mm 3.5T Fixed 4hole w/H/B	35
1818A	Coupling 50mm 3.5T Fixed 4 Hole w/H/B Gal	35
1819	Handbrake Marine for 50mm Drawbar Gal	24
1819	Handbrake Marine for 50mm Drawbar Gal	32
1819A	Handbrake Marine for 75mm Drawbar Gal	24
1819A	Handbrake Marine for 75mm Drawbar Gal	32
1819B	Handbrake Marine for 100mm Drawbar Gal	24
1819B	Handbrake Marine for 100mm Drawbar Gal	32
1820A	Reversing Pin for Override Coupling	38
1820B	Coupling OverRide Reversing Spring	39
1820C	Reversing Clip for O/Ride Coupling ASTS	38
1820Z	Reversing Clip for O/Ride Coupling ASTS	38
1821ASTSS	Safety Catch suit ASTSS Coupling	38

PART NO.	DESCRIPTION	PAGE
1824B	Coupling Poly Block Weld On ASTSS	35
1825B	Coupling Poly Block O/Ride ASTSS	35
1827AS	Bracket for Poly Block inc Pin suit ASTS	35
1827AS	Bracket for Poly Block inc Pin suit ASTS	35
1827AST	Coupling Poly Block ASTS Bracket Only	35
1827ASTS	Pin for Poly Block Coupling Bracket ASTS	35
1827ASTS	Pin for Poly Block Coupling Bracket ASTS	35
1827ASTS	Pin for Poly Block Coupling Bracket ASTS	35
1828	Coupling 75mm Ring 3T Fixed 3 Hole	36
1829	Coupling 75mm Ring 3T Fixed 4 Hole	36
1830	Towball 50mm 3.5T Chrome ASTS	33
1830	Towball 50mm 3.5T Chrome ASTS	35
1831B	Towball 1-7/8in 2270kg Chrome	34
1831C	Towball 50mm 2T Hi-Rise Chrome	34
1831C	Towball 50mm 2T Hi-Rise Chrome	35
1835	Starnut suit #1837 Coupling	34
1835A	Starnut Spring suit #1837 Coupling	39
1836	Handle Q/R and Catch for Coupling	38
1837	Coupling 50mm 1T Fixed 2Hole Starnut	34
1838	Coupling 75mm Ring 2TN O/Ride 4 Hole	36
1838A	Coupling Ring Swivel 75mm 4hole 2T	36
1838CF	Coupling Ring Fixed Botl on 8T	36
1838CF	Coupling Ring Fixed Botl on 8T	36
1838D	Coupling Ring Swivel Weld On 13T	36
1838E	Coupling Ring Swivel Bolt On 12T	36
1839	Pintle Hook 5T	34
1839	Pintle Hook 5T	36
1839A	Pintle Hook with Ball 5T-3.5T	34
1839A	Pintle Hook with Ball 5T-3.5T	36
1839AB	Tow Ball for Pintle Hook 50mm	34
1839AW	Pintle Hook with ball 7500kg-3.5T	36
1839B	Pintle Hook 13T (8.2T D-Rating)	36
1839C	Pin for Pintle Hook	39
1840	Coupling Poly Block 2T O/Ride ASTS	35
1848	Coupling 50mm 2T Weld on Q/R	35
1850A	Coupling Poly Block 3T Weld On ASTSS	35
1851	Coupling Adj Bolt + Nut Imp BSW	38
1851A	Adjusting Bolt for Coupling M12	38
1852ASTS	Plunger Keeper suit ASTS Coupling	38
1853	Coupling 50mm 2T Fixed 3Hole Q/R Gal	34
1854	Coupling 70mm 6T Fixed 4Hole Electric	34
1854	Coupling 70mm 6T Fixed 4Hole Electric	35
1855	Towball 70mm 4500Kg suit #1854	34
1855A	Towball 3in 9000kg suit 1855B Coupling	34
1855B	Coupling Gooseneck 9000Kg suit #1855A	34
1855B	Coupling Gooseneck 9000Kg suit #1855A	35
1855C	Towball 2-5/16in 6T suit 1855D Coupling	34
1855D	Coupling Gooseneck 6T 2-5/16in (O/R)	34
1855D	Coupling Gooseneck 6T 2-5/16in (O/R)	35

INDEX

PART NO.	DESCRIPTION	PAGE
1856	Cover Towball Chrome suit 50mm Ball	34
1856A	Cover Towball Black suit 50mm Ball	34
1857	Plunger Spring for Coupling	39
1858A	Spring to suit ASTSS Coupling	38
1860A	Grease Nipple for shackle bolt	72
1860AC	Grease Nipple for Coupling	39
1901	Hub Drum 9in - Ford(5x114.3)	46
1901A	Hub Drum 9in - Comm(5x120)	46
1901B	Hub Drum 9in - HT(5x108)	46
1901BL	Hub Drum Blank No Cup	46
1901C	Hub Drum 9in - LC6(6x139.7)	46
1901D	Hub Drum 9in - LC5(5x150)	46
1901E	Hub Drum 9in - F100(5x139.7)	46
1903	Hub Drum 9in - Ford(5x114.3) LM	46
1903A	Hub Drum 9in - Comm(5x120) LM	46
1903B	Hub Drum 9in - HT(5x108) LM	46
1903C	Hub Drum 9in - LC6(6x139.7) LM	46
1903D	Hub Drum 9in - LC5(5x150) LM	46
1903E	Hub Drum 9in - F100(5x139.7) LM	46
1904	Hub Drum 9in - Ford(5x114.3) SLM	46
1904A	Hub Drum 9in - Comm(5x120) SLM	46
1904B	Hub Drum 9in - HT(5x108) SLM	46
1904C	Hub Drum 9in - LC6(6x139.7) SLM	46
1904D	Hub Drum 9in - LC5(5x150) SLM	46
1906	Hub Lazy 150mm - Ford(5x114.3)	44
1906A	Hub Lazy 150mm - Comm(5x120)	44
1906B	Hub Lazy 150mm - HT(5x108)	44
1906E	Hub Lazy 150mm - Gemini(4x100)	44
1906F	Hub Lazy 150mm - Cortina(4x108)	44
1906FG	Hub Lazy 150mm - Ford(5x114.3) Gal	45
1906H	Hub Lazy 190mm - Subaru(4x140)	44
1906HS	Hub Lazy 150mm - Subaru(5x100)	44
1906I	Hub Lazy 150mm - Mazda(4x110)	44
1906QG	Hub Lazy 150mm - Comm(5x120)	45
1906TG	Hub Lazy 150mm - HT(5x108) Gal	45
1907	Hub Lazy 150mm - Ford(5x114.3) LM	44
1907A	Hub Lazy 150mm - Comm(5x120) LM	44
1907B	Hub Lazy 150mm - HT(5x108) LM	44
1907E	Hub Lazy 150mm - Gemini(4x100) LM	44
1907E	Hub Lazy 150mm - Gemini(4x100) LM	46
1907F	Hub Lazy 150mm - Cortina(4x108) LM	44
1907FG	Hub Lazy 150mm - Ford(5x114.3) Gal LM	45
1907FGM	Hub Lazy - Ford(5x114.3) Gal LM M/S	45
1907H	Hub Lazy 190mm - Subaru(4x140) LM	44
1907HS	Hub Lazy 150mm - Subaru(5x100) LM	44
1907I	Hub Lazy 150mm - Mazda(4x110) LM	44
1907QG	Hub Lazy 150mm - Comm(5x120) Gal LM	45
1907QG	Hub Lazy 150mm - Comm(5x120) Gal LM	45
1907QGM	Hub Lazy - Comm(5x120) Gal LM M/S	45

PART NO.	DESCRIPTION	PAGE
1907TG	Hub Lazy 150mm - HT(5x108) Gal LM	45
1907TGM	Hub Lazy - HT(5x108) Gal LM M/S	45
1908	Hub Lazy 150mm - Ford(5x114.3) SLM	44
1908A	Hub Lazy 150mm - Comm(5x120) SLM	44
1908B	Hub Lazy 150mm - HT(5x108) SLM	44
1908E	Hub Lazy 150mm - Gemini(4x100) SLM	44
1908F	Hub Lazy 150mm - Cortina(4x108) SLM	44
1908FG	Hub Lazy 150mm - Ford(5x114.3) Gal SLM	45
1908FGM	Hub Lazy - Ford(5x114.3) Gal SLM M/S	45
1908H	Hub Lazy 190mm - Subaru(4x140) SLM	44
1908HS	Hub Lazy 150mm - Subaru(5x100) SLM	44
1908I	Hub Lazy 150mm - Mazda(4x110) SLM	44
1908QGM	Hub Lazy - Comm(5x120) Gal SLM M/S	45
1908TG	Hub Lazy 150mm - HT(5x108) Gal SLM	45
1908TGM	Hub Lazy - HT(5x108) Gal SLM M/S	45
1909	Hub Lazy 190mm - LC6(6x139.7)	44
1909A	Hub Lazy 190mm - LC5(5x150)	44
1909B	Hub Lazy 190mm - LC5(5x150) LM	44
1909BL	LC Blank Hub Non Braked	44
1909C	Hub Lazy 190mm - LC6(6x139.7) SLM	44
1909D	Hub Lazy 190mm - F100(5x139.7)	44
1909E	Hub Lazy 190mm - F100(5x139.7) LM	44
1909F	Hub Lazy 190mm - F100(5x139.7) SLM	44
1909G	Hub Lazy 190mm - LC5(6x139.7) for Para	50
1909H	Hub Lazy 190mm - LC5(5x150) for Para	50
1909K	Hub Lazy - LC6(6x139.7) Para +Bearings	50
1909L	Hub Lazy - LC5(5x150) Para +Bearings	50
1910	Hub Lazy 190mm - LC5(5x150) LM	44
1911	Hub Lazy 190mm - LC5(5x150) SLM	44
1912A	Hub Lazy 140mm - HT(5x108) for Velox Gal	44
1914	Hub Lazy 190mm - LC6(6x139.7) for 2T	50
1914A	Hub Lazy 190mm - LC6(6x139.7) With 2T	50
1914B	Hub Lazy 230mm - LC6(6x139.7) for 3T	51
1914B	Hub Lazy 230mm - LC6(6x139.7) for 3T	54
1914C	Hub Lazy 230mm - LC6(6x139.7) With 3T	51
1914D	Hub Lazy 190mm - LC5(5x150) for 2T	50
1914E	Hub Lazy 190mm - LC5(5x150) With 2T	50
1915	Hub Disc 10in - Ford(5x114.3)	48
1915A	Hub Disc 10in - Comm(5x120)	48
1915B	Hub Disc 10in - HT(5x108)	48
1915C	Hub Disc 12in - LC6(6x139.7)	49
1915D	Hub Disc 12in - LC5(5x150)	49
1915DP5	Hub Disc 12in - LC5(5x150) for Para	50
1915DP6	Hub Disc 12in - LC6(6x139.7) for Para	50
1915E	Hub Disc 10in - Ford(5x114.3) Gal	48
1915F	Hub Disc 10in - Comm(5x120) Gal	48
1915G	Hub Disc 10in - HT(5x108) Gal	48
1915H	Hub Beehive Disc 10in - HT(5x108)	49
1915HG	Hub Beehive Disc 10in - HT(5x108) Gal	49

PART NO.	DESCRIPTION	PAGE
1916	Hub Disc 10in - Ford(5x114.3) LM	48
1916A	Hub Disc 10in - Comm(5x120) LM	48
1916B	Hub Disc 10in - HT(5x108) LM	48
1916C	Hub Disc 12in - LC6(6x139.7) LM	49
1916D	Hub Disc 12in - LC5(5x150) LM	49
1916E	Hub Disc 10in - Ford(5x114.3) Gal LM	48
1916EM	Hub Disc - Ford(5x114.3) Gal LM M/S	48
1916F	Hub Disc 10in - Comm(5x120) Gal LM	48
1916FM	Hub Disc - Comm(5x120) Gal LM M/S	48
1916G	Hub Disc 10in - HT(5x108) Gal LM	48
1916GM	Hub Disc - HT(5x108) Gal LM M/S	48
1916H	Hub Beehive Disc 10in - HT(5x108) LM	49
1916HG	Hub Beehive Disc - HT(5x108) Gal LM M/S	49
1917	Hub Disc 10in - Ford(5x114.3) SLM	48
1917A	Hub Disc 10in - Comm(5x120) SLM	48
1917B	Hub Disc 10in - HT(5x108) SLM	48
1917C	Hub Disc 12in - LC6(6x139.7) SLM	49
1917D	Hub Disc 12in - LC5(5x150) SLM	49
1917E	Hub Disc 10in - Ford(5x114.3) Gal SLM	48
1917EM	Hub Disc - Ford(5x114.3) Gal SLM M/S	48
1917F	Hub Disc 10in - Comm(5x120) Gal SLM	48
1917FM	Hub Disc - Comm(5x120) Gal SLM M/S	48
1917G	Hub Disc 10in - HT(5x108) Gal SLM	48
1917GM	Hub Disc - HT(5x108) Gal SLM M/S	48
1917H	Hub Beehive Disc 10in - HT(5x108) SLM	49
1917HG	Hub Beehive Disc - HT(5x108) Gal SLM M/S	49
1917P5	Hub Disc 12in - LC5(5x150) With Para	50
1917P6	Hub Disc 12in - LC6(6x139.7) With Para	50
1920	Hub Drum 10in - Ford(5x114.3)	47
1920	Hub Drum 10in - Ford(5x114.3)	54
1920A	Hub Drum 10in - Comm(5x120)	47
1920B	Hub Drum 10in - HT(5x108)	47
1920BL	Blank Hub Drum 10 inch Elect	47
1920C	Hub Drum 10in - LC6(6x139.7) for 3T	47
1920D	Hub Drum 10in - LC5(5x150)	47
1920E	Hub Drum 10in - F100(5x139.7)	47
1920F	Hub Drum 10in - L/Rover(5x165)	47
1920G	Hub Drum 10in - Navara(6x114.3)	47
1920H	Hub Drum 10in - LC6(6x139.7) for Para	50
1920I	Hub Drum 10in - LC5(5x150) for Para	50
1920P	Hub Drum 10in - Ford(5x114.3) for Para	50
1921	Hub Drum 10in - Ford(5x114.3) LM	47
1921A	Hub Drum 10in - Comm(5x120) LM	47
1921B	Hub Drum 10in - LC6(6x139.7) LM	47
1921C	Hub Drum 10in - LC6(6x139.7) LM	47
1921D	Hub Drum 10in - LC5(5x150) LM	47
1921E	Hub Drum 10in - F100(5x139.7) LM	47
1921G	Hub Drum 10in - Navara(6x114.3) LM	47
1922	Hub Drum 10in - Ford(5x114.3) SLM	47

PART NO.	DESCRIPTION	PAGE
1922	Hub Drum 10in - Ford(5x114.3) SLM	54
1922A	Hub Drum 10in - Comm(5x120) SLM	47
1922B	Hub Drum 10in - HT(5x108) SLM	47
1922C	Hub Drum 10in - LC6(6x139.7) SLM	47
1922D	Hub Drum 10in - LC5(5x150) SLM	47
1922E	Hub Drum 10in - F100(5x139.7) SLM	47
1922G	Hub Drum 10in - Navara(6x114.3) SLM	47
1927D	Hub Disc 11in - LC6(6x139.7) for 2T	51
1927DB	12 inch LC 6S Disc+Rotor 2Tn brgs	51
1927DG	Hub Disc 11in - LC6(6x139.7) for 2T Gal	51
1927DGB	Hub Disc 11in - LC6(6x139.7) with 2T	51
1928	Hub Drum 9in - L/Rover(5x165)	46
1928A	Hub Drum 9in - L/Rover(5x165) LM	46
1928B	Hub Drum 9in - L/Rover(5x165) SLM	46
1928C	Hub Drum 10in - L/Rover(5x165) LM	47
1928D	Hub Drum 10in - L/Rover(5x165) SLM	47
1949	Bearings Only 3T 30210 29748/10	56
1950	Bearings Only LM 67048/10 11949/10	52
1950	Bearings Only LM 67048/10 11949/10	56
1950A	Bearing Imperial Parallel K07100S/K0210X	56
1950B	Oil Seal Imperial 402994	56
1950C	Bearings Only Parallel 68149/10 x2	57
1950E	Bearing LM Inner 67010/67048 HCH	52
1950F	Bearing LM Outer 11910/11949 HCH	52
1951B	Bearings Only Koyo LM 67048/10 11494/10	52
1951B	Bearings Only Koyo LM 67048/10 11494/10	56
1951BA	Bearing LM Inner 67010/67048 Koyo	52
1951BB	Bearing LM Outer 11910/11949 Koyo	52
1952	Bearings Only SLM 68149/10 12749/10	53
1952	Bearings Only SLM 68149/10 12749/10	56
1952A	Bearing SLM Inner 68110/68149 HCH	57
1952A	Bearing SLM Inner 68110/68149 HCH	53
1952A	Bearing SLM Inner 68110/68149 HCH	57
1952B	Bearing SLM Outer 12710/12749 HCH	53
1952E	Bearing USA Outer L44649/44610	56
1952F	Bearing USA Inner L68149/68111	56
1953B	Bearings Only Koyo SLM 69149/10 12749/10	53
1953B	Bearings Only Koyo SLM 69149/10 12749/10	56
1953BA	Bearings SLM Inner 68110/68149 Koyo	53
1953BA	Bearings SLM Inner 68110/68149 Koyo	57
1953BB	Bearings SLM Outer 12710/12749 Koyo	53
1953BP	Bearings Only Para Koyo 68149/10 x2	57
1954BK	Bearings KOYO 2TN Inner 25580/25520	55
1954BK	Bearings KOYO 2TN Inner 25580/25520	55
1954C	Bearing 2TN Outer 15123/15245	54
1954C	Bearing 2TN Outer 15123/15245	55
1954CK	Bearings KOYO 2TN Outer 15123/15245	55
1955A	Bearing 3TN Inner 30210/30210	56
1955B	Bearing 3TN Outer 29748/29710	56

PART NO.	DESCRIPTION	PAGE
1956	Oil Seal LM 28550	52
1957	Oil Seal Marine Luit	52
1958	Dust Cap 45mm Suit LM/SLM	52
1958	Dust Cap 45mm Suit LM/SLM	53
1958A	Rubber Boot suit Velox	56
1958B	Seal Rubber Velox LM	56
1959A	Bearings Only USA 68149/11 44649/10	56
1959B	Oil Seal 171256500TB Seal USA	56
1960	Bearing Kit LM 67048/10 11949/10 Seal Cap	52
1961	Bearing Kit SLM 68149/10 12749/10 Seal Cap	53
1962	Hub Drum 12in - LC6(6x139.7) for 2T	50
1962A	Hub Drum 12in - LC6(6x139.7) 2T Bearings	50
1962ADX	Hub Drum 12in - LC6(6x139.7) 2T Dexter	50
1962D	Hub 12 inch Drum Blank	50
1963	Hub Drum 12in - LC5(5x150) for 2T	50
1963A	Hub Drum 12in - LC5(5x150) 2T Bearings	50
1963B	Hub Drum 12in - LC6(6x139.7) 3T Bearings	51
1963C	Hub Drum 12in - LC5(5x150) 3T Bearings	51
1964	Oil Seal SLM 28600	53
1964	Oil Seal SLM 28600	57
1965	Oil Seal Marine SLM	53
1965	Oil Seal Marine SLM	57
1966	Dust Cap 62.5mm suit 2T Lazy	54
1966	Dust Cap 62.5mm suit 2T Lazy	55
1966A	Dust Cap 63.5mm Para/DXT Elec	54
1966A	Dust Cap 63.5mm Para/DXT Elec	55
1966A	Dust Cap 63.5mm Para/DXT Elec	57
1966B	Dust Cap 50mm	56
1967	Dust Cap 3 inch suit 3Tn	56
1968	Oil Seal 2T suit 12in Elec/Lazy	54
1968	Oil Seal 2T suit 12in Elec/Lazy	55
1968A	Oil Seal 3Tn	56
1968C	Oil Seal Marine 2T - 45.55ID	55
1971	Hub Drum 10in - LC6(6x139.7) With Para	50
1971C	Bearings Only 2T KOYO	55
1971C	Bearings Only 2T KOYO	56
1971E	Hub Drum 10in - LC5(5x150) With Para	50
1971FF	Hub Drum 10in - Ford(5x114.3) With Para	50
2101	Jockey Wheel 6 inch inc Clamp	60
2103	Jockey Wheel 8in Long Reach	61
2103A	Jockey Wheel 8in Short Reach incl Clamp	61
2105	Jockey Stand 14in Shaft incl Clamp	64
2105A	Jockey Stand 20in Shaft incl Clamp	64
2105B	Jockey Stand 27in Shaft incl Clamp	64
2105CB	Jack Stand S/Wind Tube Mount 1.75TN Blk	64
2105D	Jack Stand Top Wind Tube Mount 1300Kg	64
2105E	Jack Stand Top Wind Swivel Mount 1300kg	64
2105FB	2.5TN Box Jack side winder ext Black	64
2105GB	2.5TN SIDE WINDER JACK BLACK	64

PART NO.	DESCRIPTION	PAGE
2105HB	2.5TN Jack Side Wind Ext Leg Black Mt	64
2106	Jockey Wheel Clamp	65
2107	Jockey Wheel Clamp Handle Bevel Thread	65
2107A	Jockey Wheel Clamp Handle Washer	65
2108	Jockey Wheel 6in Rubber Wheel Only	60
2108A	Jockey Wheel 6in Rubber/Red Wheel Only	60
2111	Jockey Wheel Swivel Clamp Bolt/Weld on	65
2111A	jockey Wheel Swivel Clamp UBolt on	65
2111B	Jockey Wheel Clamp UBolt	65
2111BC	Jockey Wheel Clamp HD Weld On	65
2111C	Jockey Wheel HD Swivel Clamp Bolt/Weld	65
2111D	Jack Stand Swivel Clamp 60mm Bolt/Weld	65
2111E	Jack Stand Swivel Clamp 70mm Bolt/Weld	65
2112	Jockey Wheel 6in Swing Away Bolt/Weld	60
2112BG	6 inch Swiv Bolt Clamp Side W Gal	60
2112HD	J/W 6in Swing Away Ubolt clamp 750kg HD	60
2113A	Jockey Wheel 10in Ratchet Drive Dual Sol	62
2113S	Jockey Wheel 10in Ratchet Drive Solid	62
2114A	Jockey Wheel 10in 2T Solid	62
2114AS	10 inch Jockey Wheel Sd Aluminium	62
2114B	Swivel Plate to suit 2114A	65
2114CG	10 inch Solid Pneu Swiv Bolt Clmp	62
2114D	Jockey Wheel 8 Inch Auto Retract	62
2114S	10 inch J/Wheel Solid Inc C	62
2115	Jockey Wheel 6in no clamp	60
2116G	4.5TN Box Jack Extension Leg	64
2116I	3.5TN 2 stages inc Ext Leg Open 1135mm	64
2117E	Adj Stand Side Wind Weld On Swivel Brack	64
2117F	Mounting Tube to suit Jacks	65
2117H	HD Swivel Bracket 3-4.5TN Jack	65
2118	600mm Corner Steady no wheel	63
2119	600mm Crn Steady with wheel	63
2120	Cnr Steady 500mm No Wheel	63
2121	500mm Corner Steady with wheel	63
2121A	415mm Adj Quick Release Leg	63
2121B	455 Adjusting Leg Quick Releas	63
2121C	515 Adjusting Leg Quick Releas	63
2121CLF	Q/ Release Med 515mm Lge Foot	63
2121DLF	Q/Release Long 605mm Lge Foot	63
2122	Handle for Corner Steady 730mm	63
2122A	Handle to suit Box Jacks	63
2125A	8 inch Zinc Insert with Rubber Wh	61
2128S	10 inch J/Wheel Solid Pneumatic	62
2128SA	10 inch J/Wheel Rubber/Aluminium	62
2129	Jockey Wheel Handle with Roll Pin	65
2129A	J Wheel Handle with Grub Screw	65
2129B	Jockey Wheel Handle HD	65
2129C	Box Jack Handle	65
2129E	Box Jack Safety Pin with Chain	65

PART NO.	DESCRIPTION	PAGE
2129P	Jockey Wheel Handle with Roll Pin	65
2129RP	Jocky Wheel Handle Roller Pin	65
2130A	Jockey Wheel Bearing ID15.4mm OD32mm	61
2130A	Jockey Wheel Bearing ID15.4mm OD32mm	65
2130B	Jockey Wheel Bearing ID17.4mm OD35mm	61
2130B	Jockey Wheel Bearing ID17.4mm OD35mm	65
3997	Reflector Amber Screw On 75x45mm	42
3997A	Reflector White Screw On 75x45mm	42
3997B	Reflector Red Screw On 75x45mm	42
3998	Reflector Amber Screw On 100x45mm	42
3998A	Reflector White Screw On 100x45mm	42
3998B	Reflector Red Screw On 100x45mm	42
3999	Reflector Amber Screw On 60mm Rnd	42
3999A	Reflector White Screw On 60mm Rnd	42
3999B	Reflector Red Screw On 60mm Rnd	42
4101	Cable 5 Core Coloured 4amp 30m Roll	41
4102	Cable 5 Core Coloured 4amp 100m roll	41
4102A	Cable 5 Core Coloured 4amp per metre	41
4103	Cable 7 Core Coloured 4amp 30m roll	41
4104	Cable 7 Core Coloured 4amp 100m roll	41
4104A	Cable 7 Core Coloured 4amp per metre	41
4105	Reflector Amber Stick on 70x20mm	42
4105A	Reflector White Stick on 70x20mm	42
4105B	Reflector Red Stick on 70x20mm	42
4106	Reflector Amber Stick On 60x40mm	42
4106A	Reflector White Stick On 60x40mm	42
4106B	Reflector Red Stick On 60x40mm	42
4122	Lamp Stop/Tail/Ind/NP 100x100mm	42
4122LED	LED Light Combo with N/Plate (Pair)	43
4122LED24	LED Stop/Tail/Indicator 188x100	43
4122LEDB	LED Amber Clearance Light 12/24V	43
4122LEDC	LED White Clearance Light 12/24V	43
4122LEDLH	LED Stop/Tail/Indicator LH Only	43
4122LEDNP	LED Number Plate Light 12/24V	43
4122LEDRH	LED Stop/Tail/Ind/NP RH Only	43
4122LEDST	LED Stop/Tail/Indicator 188x100	43
4122LEDSTR	LED Stop/Tail/Indicator 145x75mm	43
4122LEDW	LED Stop/Tail/Ind/NP 200x113mm	43
4127CLED	LED Red/Amber Clearance Light	43
4127LED	LED Red Clearance Light 12/24V	43
4129	Plug 7Pin Plastic Flat	40
4129B	Plug 12Pin Flat Plastic	40
4130	Socket 7Pin Flat Plastic	40
4130B	Socket 12Pin Flat Plastic	40
4131	Plug 6Pin small Rnd Metal	40
4132	Plug 6Pin small Rnd Plastic	40
4133	Plug 7Pin small Rnd Metal	40
4134	Plug 7Pin small Rnd Plastic	40
4135	Socket 6Pin small Rnd Metal	40

PART NO.	DESCRIPTION	PAGE
4136	Socket 6Pin small Rnd Plastic	40
4137	Socket 7Pin small Rnd Metal	40
4138	Socket 7Pin small Rnd Plastic	40
4139	Plug 7Pin Large Rnd Metal	40
4140	Plug 7Pin Large Rnd Plastic	40
4141	Socket 7Pin Large Rnd Metal	40
4141A	Socket 7Pin Large Rnd Plastic	40
4142	Adapt 7Pin Sm Rd M/6Pin Sm Rd F	40
4143	Adapt 7Pin Sm Rd F/6Pin Sm Rd M	40
4144	Lamp Stop/Tail/Indicator 165x80	42
4149	Lamp Number Plate 65x35mm	42
4150	Adapt 7Pin Flat M/6Pin Sm Rd F	40
4151	Adapt 7Pin Flat F/7Pin Sm Rd F	40
4152	Adapt 7Pin Flat M/6Pin Sm Rd F	40
4153	Adapt 7Pin Flat M/7Pin Sm Rd F	40
4153A	Adapt 7Pin Lg Rd M/7Pin Flat F	40
4153B	Adapt 7Pin Lg Rd F/6Pin Sm Rd F	40
4153C	Adapt 7Pin Lg Rd F/7Pin Sm Rd F	40
4153D	Adapt 7Pin Lg Rd F/7Pin Flat M	40
4153E	Adapt 7Pin Lg Rd M/7Pin Sm Rd M	40
4153F	Adapt 7Pin Lg Rd M/6Pin Sm Rd M	40
4157	Cable 2 Core Coloured 4amp 30m Roll	41
4157A	Cable 2 Core Coloured per metre	41
4158	Cable 2 Core Coloured 4amp 100m Roll	41
5102	Sp'ng Sl'per(45mm) 3L 6mm 300Kg 780mm	68
5103	Sp'ng Sl'per(45mm) 4L 6mm 375Kg 780mm	68
5104	Sp'ng Sl'per(45mm) 5L 6mm 450Kg 780mm	68
5104A	Sp'ng Sl'per(45mm) 5L 6mm 450Kg 610mm	68
5104C	Sp'ng Sl'per(45mm) 6L 6mm 550Kg 610mm	68
5105	Sp'ng Sl'per(45mm) 6L 6mm 550Kg 780mm	68
5106	Sp'ng Sl'per(45mm) 7L 6mm 625Kg 780mm	68
5106A	Sp'ng Sha'kle (45mm) 2L 8mm 350Kg 710mm	66
5106B	Sp'ng Sha'kle (45mm) 3L 8mm 425Kg 710mm	66
5107	Sp'ng Sha'kle (45mm) 4L 8mm 550Kg 710mm	66
5107	Sp'ng Sha'kle (45mm) 4L 8mm 550Kg 710mm	72
5108	Sp'ng Sha'kle (45mm) 5L 8mm 650Kg 710mm	66
5108	Sp'ng Sha'kle (45mm) 5L 8mm 650Kg 710mm	72
5118A	Sp'ng Sha'kle (45mm) 5L 6mm 450Kg 610mm	66
5118B	Sp'ng Sha'kle (45mm) 5L 6mm 370Kg 760mm	66
5118C	Sp'ng Sha'kle (45mm) 5L 6mm 330Kg 840mm	66
5118D	Sp'ng Sha'kle (45mm) 4L 6mm 297Kg 760mm	66
5118E	Sp'ng Sha'kle (45mm) 6L 6mm 550Kg 610mm	66
5119A	Sp'ng Sha'kle (45mm) 6L 6mm 445Kg 760mm	66
5119B	Sp'ng Sha'kle (45mm) 6L 6mm 395Kg 840mm	66
5120A	Spring Shkle 45mm 6L 6mm 550Kg 660mm O/S	67
5120B	Sp'ng Sl'per(60mm) 6L 6mm 570Kg 770mm	68
5120C	Sp'ng Sl'per(60mm) 7L 6mm 665Kg 770mm	68
5120D	Spring Shkle 60mm 6L 6mm 570Kg 710mm O/S	67
5120E	Spring Shkle 60mm 7L 6mm 665Kg 710mm O/S	67

INDEX

PART NO.	DESCRIPTION	PAGE
5120F	Spring Shkle 45mm 5L 8mm 650Kg 710mm O/S	67
5120G	Spring Shkle 45mm 6L 8mm 800Kg 710mm O/S	67
5120H	Spring Shkle 45mm 8L 8mm 975Kg 710mm O/S	67
5120J	Sp'ng Sha'kle (45mm) 4L 8mm 650Kg 630mm	66
5120K	Spring Shkle 60mm 6L 8mm 800Kg 710mm O/S	67
5120L	Sp'ng Sha'kle (60mm) 7L 6mm 765Kg 680mm	66
5121	Tandem Rocker Kit (45mm) 6L 8mm 3T	73
51213T	Rocker Roller Set 60mm 6.5mm 7L 3Tn	70
51213TG	Rocker Roller Set 60mm 6.5mm 7L 3Tn GAL	70
51213TGS	Rocker Roller Spring 60mm 6.5mm 7L GAL	69
51213TO	Rocker Roller Set 60mm 6.5mm 7L 3Tn O/S	70
51213TOS	Rocker Roller Spring 60mm 6.5mm 7L O/S	69
51213TS	Rocker Roller Spring 60mm 6.5mm 7L 3Tn	69
51213TW	3Tn Tandem Rocker Roller FTB	69
5121G	Tandem Rocker Kit (45mm) 6L 8mm 3T Gal	73
5121W	Tandem Rocker (45mm) 3TN FTB	69
512225T	Rocker Roller Set 60mm 6.5mm 6L 2.5T O/S	70
512225TS	Rocker Roller Spring 60mm 6.5mm 6L O/S	69
512225TW	2.5Tn Tandem Rocker Roller FTB	69
5122G	Tandem Rocker Kit (45mm) 5L 8mm 2.5T Gal	73
5122W	Tandem Rocker (45mm) 2.5TN FTB	69
5123	Tandem Rocker Kit (45mm) 4L 8mm 2T	72
51232T	Rocker Roller Set 60mm 6.5mm 5L 2Tn O/S	70
51232TS	Rocker Roller Spring 60mm 6.5mm 5L O/S	69
51232TW	2Tn Tandem Rocker Roller FTB	69
5123W	Tandem Rocker (45mm) 2TN FTB	69
51244AT	Rocker Roller Set 60mm 6.5mm 8L 4Tn	70
51244ATS	Rocker Roller Spring 60mm 6.5mm 8L	69
51244ATW	4Tn Rocker Roller FTB	69
5125B	Rocker Roller Set 60mm 8mm 9L 6Tn	70
5125BS	Rocker Roller Spring 60mm 8mm 9L	69
5126AL	Spring Ramp Lift 13mm x 560mm LH	75
5126AR	Spring Ramp Lift 13mm x 560mm RH	75
5126L	Spring Ramp Lift 5/8 x 560mm LH	75
5126R	Spring Ramp Lift 5/8 x 560mm RH	75
5127AL	Spring Ramp Lift 13mm x 880mm LH	75
5127AR	Spring Ramp Lift 13mm x 880mm RH	75
5127L	Spring Ramp Lift 5/8 x 880mm LH	75
5127R	Spring Ramp Lift 5/8 x 880mm RH	75
5128A	Spring Shkle O/R 60mm 7L 8mm 625Kg 835mm	70
5129	Spring Shkle O/R 60mm 8L 8mm 750Kg 835mm	70
5130	Spring Shkle O/R 60mm 9L 8mm 925Kg 835mm	70
5131	Tandem Slipper Kit (45mm) 6L 6mm 2.2T	74
5131A	Tandem Slipper Rocker Kit (45mm) 5L 8mm	70
5131AW	Tandem Slipper Rocker 5L 8mm 710 FTB	69
5131B	Tandem Slipper Kit (45mm) 8L 8mm 3.9T	74
5131BG	Tandem Slipper Kit (45mm) 8L 8mm 3.9T GAL	74
5131BGS	Single Slipper Kit (45mm) 8L 8mm 1.95T GAL	74
5131BS	Single Slipper Kit (45mm) 6L 6mm 1.1T GAL	74

PART NO.	DESCRIPTION	PAGE
5131G	Tandem Slipper Kit (45mm) 6L 6mm 2.2T GAL	74
5131GS	Single Slipper Kit (45mm) 8L 8mm 1.95T	74
5131S	Single Slipper Kit (45mm) 6L 6mm 1.1T	74
5133	Tri R/Roller Set 60mm 7L 4.5TN 14in	71
5133W	Tri R/Roller Set 60mm 7L 4.5TN 14in FTB	69
5134	Tri R/Roller Set 60mm 8L 6TN 16in	71
5134W	Tri R/Roller Set 60mm 8L 6TN 16in FTB	69
5135	Tri R/Roller Set 60mm 7L 4.5TN 16in	71
5135G	Tri R/Roller Set 60mm 7L 4.5TN 16in GAL	71
5135W	Tri R/Roller Set 60mm 7L 4.5TN 16in FTB	69
5138	Sp'ng Sha'kle (45mm) 6L 8mm 800Kg 710mm	66
5138A	Sp'ng Sha'kle (45mm) 7L 8mm 900Kg 710mm	66
5138B	Sp'ng Sha'kle (45mm) 8L 8mm 975Kg 710mm	66
5138D	Sp'ng Sha'kle 45mm 10L 8mm 1075Kg 710mm	66
5139	Spring Ramp Lift 1/2 x 400mm RH	75
5150	Sp'ng Sl'perGal 45mm 3L 8mm 425Kg 710	68
5151	Sp'ng Sl'perGal 45mm 4L 8mm 550Kg 710	68
5152	Sp'ng Sl'perGal 45mm 5L 8mm 650Kg 710	68
5153	Sp'ng Sl'perGal 45mm 6L 8mm 800Kg 710	68
5154	Sp'ng Sl'perGal 45mm 7L 8mm 900Kg 710	68
5154E	Sp'ng Sl'perGal 45mm 3L 6mm 300Kg 780	68
5154F	Sp'ng Sl'perGal 45mm 4L 6mm 375Kg 780	68
5154G	Sp'ng Sl'perGal 45mm 5L 6mm 450Kg 780	68
5154H	Sp'ng Sl'perGal 45mm 6L 6mm 550Kg 780	68
5154I	Sp'ng Sl'perGal 45mm 7L 6mm 625Kg 780	68
5154J	Sp'ng Sl'perGal 45mm 5L 6mm 450Kg 610	68
5154K	Sp'ng Sl'perGal 45mm 6L 6mm 550Kg 610	68
5155	Sp'ng Sl'perGal 45mm 8L 8mm 975Kg 710	68
5157	Sp'ng Sha'kle Gal 45mm 3L 8mm 425Kg 710	66
5158	Sp'ng Sha'kle Gal 45mm 4L 8mm 550Kg 710	66
5158	Sp'ng Sha'kle Gal 45mm 4L 8mm 550Kg 710	72
5159	Sp'ng Sha'kle Gal 45mm 5L 8mm 650Kg 710	66
5159A	Sp'ng Sha'kle Gal 45mm 6L 8mm 800Kg 710	66
5159B	Sp'ng Sha'kle Gal 45mm 7L 8mm 900Kg 710	66
5159C	Sp'ng Sha'kle Gal 45mm 8L 8mm 975Kg 710	66
5159E	Spring Shkle Gal 45 8L 8mm 975Kg 710 O/S	67
5163A	Sp'ng Sha'kle (45mm) 5L 8mm 700Kg 760mm	66
5163B	Sp'ng Sha'kle (45mm) 7L 8mm 825Kg 820mm	66
5166	Spring Parabolic (45mm) 300Kg 760mm	68
5166G	Spring Parabolic Gal (45mm) 300Kg 760mm	68
5167	Spring Parabolic (45mm) 500Kg 760mm	68
5167G	Spring Parabolic Gal (45mm) 500Kg 760mm	68
5168	Spring Parabolic (45mm) 700Kg 760mm	68
5168G	Spring Parabolic Gal (45mm) 700Kg 760mm	68
5201	Shackle Bolt 1/2x3-1/2in BSW +nut	96
5203	Shackle Pin 9/16x3-1/2in UNF +nut	96
5204AW	Bolt 1/2x2in BSW +nut	97
5204B	Bolt 1/2x2in G8 UNF +nut	38
5204B	Bolt 1/2x2in G8 UNF +nut	97

PART NO.	DESCRIPTION	PAGE
5205	Shackle Pin 9/16x3-1/2in UNF +nut	96
5205A	Shackle Pin Grease 9/16x3-1/2in UNF +nut	96
5207	Shackle Pin 5/8x4in UNF +nut	96
5207A	Shackle Pin 5/8x3-1/2in UNF +nut	96
5207B	M16x 1.5 Zinc Nut	97
5207C	M16 Spring Washer Zinc	97
5207D	M16 Flat Washer ZP	97
5208	Shackle Pin Grease 5/8x3-1/2in UNF +nut	96
5208A	Shackle Pin Grease 5/8x4in UNF +nut	96
5208B	3/4x31/2 inch Greasable S/Pin Set	96
5212	Shackle Pin 9/16x4in UNF +nut	96
5213	1/2 inch Flat Washers Zinc	97
5214	Bolt 1/2x4in G5 UNF +nut	38
5214	Bolt 1/2x4in G5 UNF +nut	97
5214A	Bolt 1/2x4in G5 UNF with nyloc nut	97
5214N	1/2 inch UNF ZP Nut	97
5215A	73mm Long Bolt and Nut to suit 45 Spring	67
5215A	73mm Long Bolt and Nut to suit 45 Spring	87
5215B	64mm Long Bolt and Nut to suit 45 Spring	67
5215B	64mm Long Bolt and Nut to suit 45 Spring	87
5215C	50mm long Bolt and Nut to suit 45 Spring	67
5215C	50mm long Bolt and Nut to suit 45 Spring	87
5215D	45mm Long Bolt and Nut to suit 45 spring	67
5215D	45mm Long Bolt and Nut to suit 45 spring	87
5215E	34mm Long Bolt and Nut to suit 45 Spring	67
5215E	34mm Long Bolt and Nut to suit 45 Spring	87
5215F	22mm Long Bolt and Nut to suit 45 Spring	67
5215F	22mm Long Bolt and Nut to suit 45 Spring	87
5216	M12 x 30 Bolts ZP	97
5217	M12 Nyloc Nuts	97
5218	M5 x 20 ZP Bolt	97
5218A	M5 x 30 P/Head Bolts	97
5218B	M8x25 Hex Set Screws S/Steel for Brake C	97
5218C	Spring Washers S/Steel for Brake Command	97
5218D	Bolt M8x35mm +nut	97
5219	M5 Nyloc Nuts	97
5220	M5 Flat Washer ZP	97
5220A	M5 Spring Washer	97
5220B	M6 Spring Washer	97
5301B	1/2 inch Zinc Nut	38
5301B	1/2 inch Zinc Nut	97
5302	1/2 inch Nyloc Nut ZP Hex BSW	97
5302GBN	Bolt M12x25 with Squ nut	97
5302GNH	12mm Gal Nut - Hex	97
5304	9/16 inch Nyloc Nut ZP Hex UNF	72
5304	9/16 inch Nyloc Nut ZP Hex UNF	97
5304B	1/2 UNF Nyloc Insert suit B5204B	97
5306	5/8 inch Nyloc Nut ZP Hex UNF	72
5306	5/8 inch Nyloc Nut ZP Hex UNF	97

PART NO.	DESCRIPTION	PAGE
5307	1/2 inch Spring Washer Zinc	38
5307	1/2 inch Spring Washer Zinc	97
5307A	7/16 inch SPRING WASHER	97
5308	Bolt M10x25 +nut	97
5308A	M10 NYLOC NUTS	97
5308G	M10 x 50 HX Bolt & Nut GAL	97
5308H	M10x65 HX Bolt Gal	97
5309A	Bolt 7/16x1in UNF +nut	97
5310	Bolt 3/8 x 25mm + Nut	97
5312B	7/16 Nylon Insert Nut Elect Back Plate	97
5500	Post Clamp 3in Weld on 2 Holes	25
5506	Spring Hanger 45x6mm 1/2 inch	86
5506A	Spring Hanger 45x8mm 1/2 inch	86
5506B	Spring Hanger 60x8mm 5/8 inch	86
5507	Spring Hanger 45x8mm 9/16 inch	72
5507	Spring Hanger 45x8mm 9/16 inch	86
5508	Spring Hanger 45x8mm 5/8 inch	86
5509	Sp'ng Sl'per Keeper suit 45mm	86
5509A	Sp'ng Sl'per Keeper suit 60mm	86
5510	Axle Pad Standard 8mm	85
5512	Fish Plate 6mm 1/2in Slotted	85
5512A	Fish Plate 8mm 1/2in Slotted	85
5513	Dumbjack 45mm with 9/16in bush	85
5513A	Dumbjack Flat 45mm with 9/16in bush	85
5513B	Dumbjack Flat 60mm with 5/8in bush	85
5514	Shackle Plate with 1/2 inch holes	86
5515	Shackle Plate with 9/16 inch hole	72
5515	Shackle Plate with 9/16 inch hole	86
5516	Shackle Plate with 5/8 inch holes	86
5517	Hanger suits Rocker Arm 45mm only (5525)	72
5517	Hanger suits Rocker Arm 45mm only (5525)	87
5517S	Hanger suits Rocker Box (5527)	87
5523	Fish Plate 6mm 1/2in 40x45mm	85
5523A	Fish Plate 8mm 1/2in 40x45mm	85
5523B	Fish Plate 8mm 1/2in 45x45mm	85
5523C	Fish Plate 8mm 1/2in 45x60mm	85
5523D	Fish Plate 8mm 1/2in 40x60mm	85
5525	Rocker Arm 45mm wide 152mm centres	72
5525	Rocker Arm 45mm wide 152mm centres	86
5525A	Rocker Arm 60mm wide 152mm centres	86
5526	Rocker Arm 45mm wide 255mm centres	86
5526A	Rocker Arm 60mm wide 255mm centres	86
5527	Rocker box for slippers with 7/8 bush	87
5528	Rocker Arm Cast suit 2TN-4TN	86
5530	Deep Hanger 50mm with 1/2 inch hole	86
5532	Rocker Arm Cast Curved 220mm	86
5533	Rocker Arm Cast Straight 152mm	86
5537	Front Hanger 105x165x10 iw61mm	86
5537G	Front/Rear Hanger	86

PART NO.	DESCRIPTION	PAGE
5539	Ctr Hanger 165x50x10 iw 46mm	86
5540S	Steel Roller 58x35x15.88	85
5550	Bolt M16x4in with nut suit 2-4TN R/R	96
5551	Bolt Greaseable M16x4in with nut suit 2-	96
5553	Bolt Greasable M18x120mm with nut	96
5554	Rocker Arm suit 6TN R/Roller	86
5555	Ctr Rocker Hanger for 6TN R/R	86
5556	Front/Rear Hanger for 6TN R/R	86
5557	Bolt M18x120mm with nut	96
5558	Bolt Greaseable M22x110mm with nut	96
5559	Steel Roller 58x35x17.5	85
5561	Bolt Greasable M18x100mm with nut	96
5611	Spring Bush 1/2 inchx 7/8 inch	85
5611A	Spring Bush Rubber 1/2 inch	85
5612	Spring Bush 7/8 x 9/16 inch WHITE	72
5612A	Spring Bush 7/8 x 9/16 BLACK	85
5613	Spring Bush 5/8 inch x 7/8 inch	85
5617	Axle Pad HD 8mm	85
5619	Fish Plate 10mm 5/8in 50x60mm	85
5619A	Fish Plate 10mm 5/8in 45x60mm	85
5619B	Fish Plate 10mm 5/8in 60x60mm	85
5619C	Fish Plate 10mm 5/8in 65x60mm	85
5619D	Fish Plate 10mm 5/8in 45x45mm	85
5619G	Fish Plate 10mm 5/8in 50x45mm	85
5622	Spring Bush 1/2 inchx 3/4 inch	85
5622A	Spring Bush 9/16 inch x 3/4 inch	85
6164	Body Kit - 6x4 trailer (sides + G' rds)	100
6174	Body Kit - 7x4 trailer (sides + G' rds)	100
6175	Body Kit - 8x4 trailer (sides + G' rds)	100
6176	Body Kit - 7x5 trailer (sides + G' rds)	100
6185	Body Kit - 8x5 trailer (sides + G' rds)	100
6201L	Tail Gate Gravity Catch - Left Hand	105
6201R	Tail Gate Gravity Catch - Right Hand	105
6202A	Spring Loaded Catch Zinc Locka	105
6202B	Spring Loaded Catch Zinc	105
6204	Anti-Rattle or Droplock Catch	105
6204A	Anti-Rattle or Droplock Catch 20mm	105
6205A	DROP LOCK LONG THREAD	105
6206	Anti-Rattle Catch Bracket	105
6207	Lynch Pin 10mm (3/8 inch)	104
6207	Lynch Pin 10mm (3/8 inch)	38
6208	Lynch Pin 8mm (5/16 inch)	104
6208	Lynch Pin 8mm (5/16 inch)	38
6208A	Lynch Pin 6mm (1/4 inch)	104
6208A	Lynch Pin 6mm (1/4 inch)	38
6209	Tailgate Fastener Ute Style Straight	104
6211	D Shackle 6mm for h/b cable	102
6212	D Shackle 8mm	102
6212R	8mm 3/8 Pin Size D Shackles 0.75T Rated	102

PART NO.	DESCRIPTION	PAGE
6213	Wire Rope Clamps 5mm	104
6213	Wire Rope Clamps 5mm	30
6213A	Wire Rope Clamp 6mm	104
6213A	Wire Rope Clamp 6mm	30
6215	H/Brake Cable 4mm p/mtr	30
6215-8	Hand Brake Cable 4mm - 8 Metre length	30
6215A	H+brake Cable 4mmx1000m	30
6216	D Shackle 10mm	102
6216AR	11mm 1/2 Pin size D Shackles 1.5T Rated	102
6216AR	11mm 1/2 Pin size D Shackles 1.5T Rated	102
6216BR	12.5mm 5/8 Pin Size D Shackle 2TN Rated	102
6218	Pin Hinge Lrg 100x19	104
6218C	Pin Hinge Lrg 100x19 Greasable	104
6218D	Pin Hinge Lrg 125x30 Greasable	104
6220	Pin Hinges Sml 63x14	104
6221	T Handle Chrome Locking	103
6221A	T Handle Chrome Non Locking	103
6221B	Tongue Latch suit L&T Handle	103
6221B	Tongue Latch suit L&T Handle	105
6222	L Handle Chrome Locking	103
6222A	L Handle Chrome Non Locking	103
6223	Grip Clips 3mm pin Size	104
6223	Grip Clips 3mm pin Size	38
6223A	Grip Clips 4mm Pin Size	104
6223A	Grip Clips 4mm Pin Size	38
6224	Grip Clips 4.5mm Pin Size	104
6224	Grip Clips 4.5mm Pin Size	38
6224	Grip Clips 4.5mm Pin Size	91
6251	MudG'rd Poly White suits 9-10in	91
6251A	MudG'rd Poly Silver suits 9-10in	91
6252	MudG'rd Poly White suits 13in	91
6252A	MudG'rd Poly Silver suits 13in	91
6252B	MudG'rd Poly Black suits 13in	91
6253	MudG'rd Poly White suits 14in	91
6253A	MudG'rd Poly Silver suits 14in	91
6254	Bracket to Mount 9 inch & 10 inch	91
6254A	Bracket suit 13/14 inch poly G'rd	91
6305	Side Rib Blk-2100mmx320mmx1.6	101
6305A	Side Rib Blk-2100mmx520mmx1.6 inch	101
6306	Side Rib Blk-1800mmx320mmx1.6	101
6306A	Side Rib Blk-1800mmx520mmx1.6	101
6307	Side Rib Blk-2400mmx320mmx1.6	101
6307A	Side Rib Blk 2400mmx520mm 1.6	101
6309	Front Rib Blk1200mm x320mmx1.6	101
6309A	Front Rib Blk1200mmx520mmx1.6	101
6310B	Chain 10mm drum 25kg	102
6310D	10mm Safety Chain Blk Stamped mtr	102
6310E	10mm Chain p/mt	102
6310G	Gal Chain 10mm 25kg Drum 12.4m	102
6310H	Gal Chain 10mm per metre	102

PART NO.	DESCRIPTION	PAGE
6310I	10mm Stamped S/Chain Black 13.6m Bucket	102
6310J	10mm Stamped Safety Chain Gal 13.6m Buck	102
6310K	10mm Safety Chain Gal Stamped mtr	102
6311	Front Rib Blk-1500 x320x1.6	101
6311A	Front Rib Blk 1500x520x1.6	101
6313	Tailgate Rib Blk-1200x320x1.6	101
6313A	Tailgate Rib Blk-1200x520x1.6	101
6315	Tailgate Rib Blk 1500x320x1.6	101
6315A	Tailgate Rib Blk 1500x520x1.6	101
6317	Channel 1500x(50x150x50) 2.1mm C/P	100
6319	Channel 1800x(50x150x50) 2.1mm C/P	100
6320	Rear Gussets 320mmx150mm	100
6320A	Rear Gussets 520mmx 150mm	100
6320D	Rear Gussets 320x150mm C/Plate	100
6320E	Rear Gussets 520x150mm C/Plate	100
6320G	G'rd Gusset 200x200 2.1mm C/P	100
6320G	G'rd Gusset 200x200 2.1mm C/P	95
6321	Jerry Can Holder 20Lt Black	102
6321A	Jerry Can Holder 20Lt Gal	102
6323	LP Gas Cyl Cradle 9kg 320mm Black	103
6323A	LP Gas Cyl Cradle 9kg 320mm Gal	103
6327A	Mudflaps plain per pair	104
6327B	Mudflap 4WD 11 x 11	104
6327D	Mudflaps 4x4 11x11 Plain	104
6330	LP Gas Cyl Cradle 4kg 230mm dia Blk	103
6330A	LP Gas Cyl Cradle 4kg 230mm dia Gal	103
6501	Rubber Hood Catch 120mm	105
6502	Over Centre Latch Adj 78-85mm 18mm Head	105
6503	OverCentre Latch Adj 105-120mm 21mm Head	105
6504	OverCentre Latch Adj 140-155mm 34mm Head	105
6505	Over Centre Latch HD 220mm 45mm Head	105
6506	Over Centre Latch HD 320mm 40mm Head	105
6507	Flush Locking Stainless Steel	105
6508	Flush DLock T Handle Stainless	105
6509	Utility Side Hinge Fasteners	105
6513	Piano Hinge 38x1.2x1.8	105
6517	Strap Hinge, Bush, Gudgeon ZP	105
6519	Lashing Ring	105
7102	Winch Handle	111
7106	Winch Cable with Snap Hook 8m	110
7106A	Winch Cable with S Hook 8m	110
7106B	Winch Strap with Snap Hook 8m	111
7106C	Winch Strap with S Hook 8m	111
7110	Winch 3:1 with Cable S Hook 250kg	110
7111	Winch 4:1 with Cable Snap Hook 400kg	110
7112	Winch 4:1 with Cable Snap Hook 700kg	110
7113	Winch 2:1/4:1 with Cable Snap hook 1100kg	110
7120A	Winch 1:1 with Cable S Hook 300Kg	110
7120B	Winch 1:1 with Strap S Hook 300Kg	111

PART NO.	DESCRIPTION	PAGE
7122A	Winch 3:1 with Cable S Hook 500Kg	110
7122B	Winch 3:1 with Strap S Hook 500kg	111
7124A	Winch 5:1 with Cable S Hook 700Kg	110
7124C	Winch 5:1 with Strap Snap Hook 700Kg	111
7126A	Winch 5:1/1:1 with Cable Snap hk 800Kg	110
7126B	Winch 5:1/1:1 with Strap Snap hk 800Kg	111
7128A	Winch 10:1/5:1/1:1 Cable Snap hk 1000Kg	110
7128C	Winch 10:1/5:1/1:1 Strap Snap hk 1000Kg	111
7129EB	Winch 10:1 Braked Cable Snap Hook 500kg	110
7139	Winch Post 12 - 14in Gal	25
7140	Winch Post 15 - 17in Gal	25
721166	Pintle Hook Adaptor 4.5T Solid 205mm(L)	37
721171	Towball Mount 2.7T 300mm(L) 80mm(D)	37
721174	Towball Mount 2.7T 300mm(L) 170mm(D)	37
721183	Towball Mount 4T Solid 200mm(L) 150mm(D)	37
721187	Towball Mount 2T 250mm(L) Adj. Drop	37
721196	Towball Mount 2.7T 165mm(L) 80mm(D)	37
721199	Pintle Hook Adaptor 4.5T Solid 235mm(L)	37
8102	Sp'ng Sl'per (45mm) 2L 8mm 350Kg 710mm	68
8103	Sp'ng Sl'per (45mm) 3L 8mm 425Kg 710mm	68
8104	Sp'ng Sl'per (45mm) 4L 8mm 550Kg 710mm	68
8105	Sp'ng Sl'per (45mm) 5L 8mm 650Kg 710mm	68
8106	Sp'ng Sl'per (45mm) 6L 8mm 800Kg 710mm	68
8107	Sp'ng Sl'per (45mm) 7L 8mm 900Kg 710mm	68
8108	Sp'ng Sl'per (45mm) 8L 8mm 975Kg 710mm	68
8402	Rim 14x6 HQ Gal	107
8402A	Rim 14x6 Ford Gal	106
8402AT	Rim & Tyre Combo 14x6 Ford Gal 185/70R14	106
8402T	Rim & Tyre Combo 14x6 HQ Gal 185/70R14	107
8403	Rim 14x6 Ford Black	106
8403B	Rim 14x6 HT Black	107
8403BT	Rim & Tyre Combo 14x6 HT Black 185/70R14	107
8403C	Rim 14x6 HQ Black	107
8403CT	Rim & Tyre Combo 14x6 HQ Black 185/70R14	107
8403T	Rim & Tyre Combo 14x6 Ford Black 185/70R	106
8412	1/2 inch x 11/2 inch Ford Wheel Stud	109
8412A	1/2 x 2 1/4 Ford Wheel Studs	109
8413	1/2 UNF Ford Nut	109
8413A	1/2 UNF Chrome Ford Nut	109
8413B	9/16 UNF Nut	109
8413D	9/16 inch Wheel Studs	109
8414	7/16 inch Holden Wheel Studs	109
8415	7/16 inch UNF Holden Wheel Nut	109
8415A	7/16 inch UNF Chrome Holden Wheel Nut	109
8418	5/8 inch x 2 1/4 inch Wheel Studs	109
8419	5/8 UNF Nut	109
8419A	Dexter Stud 1/2 x 2 1/2	109
8430A	8 inch Velox Imperial Bearing Mou	109
8435	Rim & Tyre 8in Alloy Velox Bearing Mount	109

INDEX

PART NO.	DESCRIPTION	PAGE
8435A	Rim & Tyre 8in Alloy Velox Stud Mount	107
8435A	Rim & Tyre 8in Alloy Velox Stud Mount	107
8435A	Rim & Tyre 8in Alloy Velox Stud Mount	109
8439	Rim 14x6 HT Gal	107
8439T	Rim & Tyre Combo 14x6 HT Gal 185/70R14	107
8445B	10x5 Velox Bearing Mt Complete	109
8445C	Rim & Tyre 10in Alloy Velox Hub Mount	107
8445C	Rim & Tyre 10in Alloy Velox Hub Mount	107
8445C	Rim & Tyre 10in Alloy Velox Hub Mount	109
8451	9x6.9x9 Velox 5 Stud Complete	107
8451	9x6.9x9 Velox 5 Stud Complete	107
8451	9x6.9x9 Velox 5 Stud Complete	109
8451A	9x6.9x9 Velox Bearing Mount Co	109
8452	Rim 14x6 Ford White	106
845214PM	Rim Mag 14x5.5 Ford (5x114.3) G/S 862kg	106
845214PMT	14x5.5 Ford Polished Alloy Mag with Tyre	106
845215PM	Rim Mag 15x6 LC6 (6x139.7) G/S 1284kg	108
845215PMT	15x6 Polished Alloy Mag with Tyre	108
845216PM	Rim Mag 16x6 LC6 (6x139.7) G/S 1624kg	108
845216PMT	16x6 Polished Alloy Mag with Tyre	108
8452B6	15x6 White LC6 Rim	108
8452B6	15x6 White LC6 Rim	108
8452B6T	15x6 White L/C 6 Rim & Tyre	108
8452BT	15 x 7 6 Stud Navara	108
8452C6	16x6 White L/C 6 Stud	108
8452C6	16x6 White L/C 6 Stud	108
8452C6T	16x6 White L/C 6 Rim & Tyre	108
8452CT	16x8 L/C 6 White Rim & Tyre	108
8452E	15 inch LC 6 Stud Rim Gal	108
8452ET	15x7 L/C 6 Gal Rim & Tyre	108
8452F	Rim 14x6 HQ White	107
8452FT	Rim & Tyre Combo 14x6 HQ White 185R14C	107
8452L	Rim 14x6 LC6 White	108
8452LT	Rim & Tyre Combo 14x6 LC6 White 185R14C	108
8452O	15 inch x6 LC6 Black Polished All	108
8452OT	15x6 L/C 6 Polished Black Rim & Tyre	108
8452T	Rim & Tyre Combo 14x6 Ford White 185R14C	106
845314BM	Rim Mag 14x5.5 Ford (5x114.3) Blk/S 1000	106
845314BMT	14inch Ford Blk/Silver Polish Rim/Tyre	106
845316BM	Rim Mag 16x LC6 (6x139.7) Blk/S 1450kg	108
845316BMT	16inch LC6 Blk/Silv Polish Mag inc Tyre	108
8459C	Rim 13x5 Multifit White	106
8459C	Rim 13x5 Multifit White	107
8459CT	Rim & Tyre 13x5 Multi 165R13LT White	106
8459CT	Rim & Tyre 13x5 Multi 165R13LT White	107
8459D	Rim 13x5 Multifit Gal	106
8459D	Rim 13x5 Multifit Gal	107
8459DT	Rim & Tyre 13x5 Multi 165R13LT Gal	106
8459DT	Rim & Tyre 13x5 Multi 165R13LT Gal	107

PART NO.	DESCRIPTION	PAGE
B5205	9/16 inchx31/2 inch Shackle Pin	72
B5208	5/8 x 31/2 Greasable S/Pin	72
BC32X1-WSMV	Brake Commander Multivolt 12/24 Volt	29
H1912	Hub Lazy 150mm - Blank ONLY	44
H1962DX	Hub Drum 12in - LC6(6x139.7) for 2T Dext	50
MS3F0737GLH	G'rd Sgl 3Fld 7inx37in 8inWhl Gal LH	92
MS3F0737GRH	G'rd Sgl 3Fld 7inx37in 8inWhl Gal RH	92
MS4F0843GLH	G'rd Sgl 4Fld 8inx43in 10inWhl Gal LH	92
MS4F0843GRH	G'rd Sgl 4Fld 8inx43in 10inWhl Gal RH	92
MS4F0848GLH	G'rd Sgl 4Fld 8inx48in 14inWhl Gal LH	92
MS4F0848GRH	G'rd Sgl 4Fld 8inx48in 14inWhl Gal RH	92
MS4F0948CGLH	G'rd Sgl 4Fld 9inx48in 14inWhl Gal C/P	93
MS4F0948CGRH	G'rd Sgl 4Fld 9inx48in 14inWhl Gal C/P	93
MS4F0948CLH	G'rd Sgl 4Fld 9inx48in 14inWhl C/P LH	92
MS4F0948CRH	G'rd Sgl 4Fld 9inx48in 14inWhl C/P RH	92
MS4F0948GLH	G'rd Sgl 4Fld 9inx48in 14inWhl Gal LH	92
MS4F0948GRH	G'rd Sgl 4Fld 9inx48in 14inWhl Gal RH	92
MS4F0948LH	G'rd Sgl 4Fld 9inx48in 14inWhl Blk LH	92
MS4F0948RH	G'rd Sgl 4Fld 9inx48in 14inWhl Blk RH	92
MS4F1048CLH	G'rd Sgl 4Fld 10inx48in 14inWhl C/P LH	93
MS4F1048CRH	G'rd Sgl 4Fld 10inx48in 14inWhl C/P RH	93
MS4F1048GLH	G'rd Sgl 4Fld 10inx48in 14inWhl Gal LH	93
MS4F1048GRH	G'rd Sgl 4Fld 10inx48in 14inWhl Gal RH	93
MS4F1048LH	G'rd Sgl 4Fld 10inx48in 14inWhl Blk LH	93
MS4F1048RH	G'rd Sgl 4Fld 10inx48in 14inWhl Blk RH	93
MS4F1062BLH	G'rd Sgl 4Fld 10inx62in 16inWhl Blk LH	93
MS4F1062BRH	G'rd Sgl 4Fld 10inx62in 16inWhl Blk RH	93
MS4F1062CLH	G'rd Sgl 4Fld 10inx62in 16inWhl C/P LH	93
MS4F1062CRH	G'rd Sgl 4Fld 10inx62in 16inWhl C/P RH	93
MS4F1062LH	G'rd Sgl 4Fld 10inx62in 16inWhl Blk LH	94
MS4F1062RH	G'rd Sgl 4Fld 10inx62in 16inWhl Blk RH	94
MS4F1262CLH	G'rd Sgl 4Fld 12inx62in 16inWhl C/P LH	94
MS4F1262CRH	G'rd Sgl 4Fld 12inx62in 16inWhl C/P RH	94
MT4F0991CLH	G'rd Tdm 4Fld 9inx91in 14inWhl C/P LH	94
MT4F0991CRH	G'rd Tdm 4Fld 9inx91in 14inWhl C/P RH	94
MT4F0991LH	G'rd Tdm 4Fld 9inx91in 14inWhl Blk LH	94
MT4F0991RH	G'rd Tdm 4Fld 9inx91in 14inWhl Blk RH	94
MT4F1091CLH	G'rd Tdm 4Fld 10inx91in 14inWhl C/P LH	95
MT4F1091CRH	G'rd Tdm 4Fld 10inx91in 14inWhl C/P RH	95
MT4F1091LH	G'rd Tdm 4Fld 10inx91in 14inWhl Blk LH	95
MT4F1091RH	G'rd Tdm 4Fld 10inx91in 14inWhl Blk RH	95
MT4F1091ZLH	G'rd Tdm 4Fld 10inx91in 14inWhl Zinc LH	95
MT4F1091ZRH	G'rd Tdm 4Fld 10inx91in 14inWhl Zinc RH	95
R1104B	Pin with Lock for TBM 1/2in & 9/16in	37
R1104B	Pin with Lock for TBM 1/2in & 9/16in	39
R1813BC	Master Cylinder 3/4in excluding plunger	29
R1815BC	Master Cylinder 7/8in excluding plunger	29
R2112A	J/W 6in Swing Away Ubolt clamp 350kg	60
R2114C	10 inch Jockey Wheel Solid Swivel 350kg	62

PART NO.	DESCRIPTION	PAGE
R2114UB	J/W 10in Swing Away Ubolt clamp 350kg	62
R2124	8 inch Jockey Wheel Swing Away	61
R2124A	J/W Bin Swing Away Ubolt clamp 350kg	61
R7143ID	Spare Wheel Carrier	105
S39R100	UBolt Kit Single 1/2in 39RDx100mm	76
S39R100Z	UBolt Kit Single 1/2in 39RDx100mm Z	76
S39R115	UBolt Kit Single 1/2in 39RDx115mm	76
S39R115Z	UBolt Kit Single 1/2in 39RDx115mm Z	76
S39R130	UBolt Kit Single 1/2in 39RDx130mm	76
S39R130Z	UBolt Kit Single 1/2in 39RDx130mm Z	76
S39R140	UBolt Kit Single 1/2in 39RDx140mm	76
S39R140Z	UBolt Kit Single 1/2in 39RDx140mm Z	76
S40S100	UBolt Kit Single 1/2in 40SQx100mm	77
S40S115	UBolt Kit Single 1/2in 40SQx115mm	77
S40S115Z	UBolt Kit Single 1/2in 40SQx115mm Z	77
S40S130	UBolt Kit Single 1/2in 40SQx130mm	77
S40S130Z	UBolt Kit Single 1/2in 40SQx130mm Z	77
S40S140	UBolt Kit Single 1/2in 40SQx140mm	77
S40S140Z	UBolt Kit Single 1/2in 40SQx140mm Z	77
S45R100	UBolt Kit Single 1/2in 45RDx100mm	76
S45R115	UBolt Kit Single 1/2in 45RDx115mm	76
S45R115Z	UBolt Kit Single 1/2in 45RDx115mm Z	76
S45R130	UBolt Kit Single 1/2in 45RDx130mm	76
S45R130Z	UBolt Kit Single 1/2in 45RDx130mm Z	76
S45R165	UBolt Kit Single 1/2in 45RDx165mm	76
S45S100	UBolt Kit Single 1/2in 45SQx100mm	77
S45S115	UBolt Kit Single 1/2in 45SQx115mm	77
S45S115Z	UBolt Kit Single 1/2in 45SQx115mm Z	77
S45S130	UBolt Kit Single 1/2in 45SQx130mm	77
S45S130Z	UBolt Kit Single 1/2in 45SQx130mm Z	77
S45S140	UBolt Kit Single 1/2in 45SQx140mm	77
S45S140Z	UBolt Kit Single 1/2in 45SQx140mm Z	77
S45S1455845	UBolt Kit Single 5/8in 45SQx145mm 45W	77
S45S14558B	UBolt Kit Single 5/8in 45SQx145mm 60W	77
S45S150	UBolt Kit Single 1/2in 45SQx150mm	77
S45S150Z	UBolt Kit Single 1/2in 45SQx150mm Z	77
S45S165	UBolt Kit Single 1/2in 45SQx165mm	77
S45S1655845	UBolt Kit Single 5/8in 45SQx165mm 45W	77
S45S16558B	UBolt Kit Single 5/8in 45SQx165mm	77
S45S1805845	UBolt Kit Single 5/8in 45SQx180mm 45W	77
S50S115	UBolt Kit Single 1/2in 50SQx115mm	77
S50S115Z	UBolt Kit Single 1/2in 50SQx115mm Zinc	77
S50S130	UBolt Kit Single 1/2in 50SQx130mm	77
S50S130Z	UBolt Kit Single 1/2in 50SQx130mm Zinc	77
S50S140	UBolt Kit Single 1/2in 50SQx140mm	77
S50S140Z	UBolt Kit Single 1/2in 50SQx140mm Zinc	77
S50S1455845	UBolt Kit Single 5/8in 50SQx145mm 45W	77
S50S14558B	UBolt Kit Single 5/8in 50SQx145mm	77
S50S150	UBolt Kit Single 1/2in 50SQx150mm	77

PART NO.	DESCRIPTION	PAGE
S50S150Z	UBolt Kit Single 1/2in 50SQx150mm Zinc	77
S50S1655845	UBolt Kit Single 5/8in 50SQx165mm 45W	77
S50S16558B	UBolt Kit Single 5/8in 50SQx165mm	77
S50S18058B	UBolt Kit Single 5/8in 50SQx185mm	77
S50S185	UBolt Kit Single 1/2in 50SQx185mm	77
S50S1855845	UBolt Kit Single 5/8in 50SQx185mm 45W	77
S50S185Z	UBolt Kit Single 1/2in 50SQx185mm Zinc	77
S61R18558	UBolt Kit Single 5/8in 61RDx185mm	77
SH60W-SINB	Spring Kit EE 5/8in 60W no Ubolts Blk	82
SH6-39R100	Spring Kit EE 1/2in 39RDx100mm	82
SH6-39R115	Spring Kit EE 1/2in 39RDx115mm	82
SH6-39R115-60	Spring Kit EE 5/8in 39RDx115mm	82
SH6-39R130-60	Spring Kit EE 5/8in 39RDx130mm	82
SH6-40S100	Spring Kit EE 1/2in 40SQx100mm	83
SH6-40S115	Spring Kit EE 1/2in 40SQx115mm	83
SH6-40S115-60	Spring Kit EE 5/8in 40SQx115mm	83
SH6-40S130	Spring Kit EE 1/2in 40SQx130mm	83
SH6-40S130-60	Spring Kit EE 5/8in 40SQx130mm	83
SH6-40S140-60	Spring Kit EE 5/8in 40SQx140mm	83
SH6-45R115	Spring Kit EE 1/2in 45RDx115mm	82
SH6-45R130	Spring Kit EE 1/2in 45RDx130mm	82
SH6-45R130-60	Spring Kit EE 5/8in 45RDx130mm	82
SH6-45S115	Spring Kit EE 1/2in 45SQx115mm	83
SH6-45S130	Spring Kit EE 1/2in 45SQx130mm	83
SH6-45S130-60	Spring Kit EE 5/8in 45SQx130mm	83
SH6-45S140-60	Spring Kit EE 5/8in 45SQx140mm	83
SH6-45S150-60	Spring Kit EE 5/8in 45SQx150mm	83
SH6-50S115	Spring Kit EE 1/2in 50SQx115mm	83
SH6-50S130	Spring Kit EE 1/2in 50SQx130mm	83
SH6-50S130-60	Spring Kit EE 5/8in 50SQx130mm	83
SH6-SINB	Spring Kit EE 1/2in 45W no Ubolts Blk	82
SH6-SING	Spring Kit EE 1/2in 45W no Ubolts Gal	82
SH8-39R100	Spring Kit EE 9/16in 39RDx100mm	82
SH8-39R115	Spring Kit EE 9/16in 39RDx115mm	82
SH8-39R130	Spring Kit EE 9/16in 39RDx130mm	82
SH8-39R140	Spring Kit EE 9/16in 39RDx140mm	82
SH8-40S100	Spring Kit EE 9/16in 40SQx100mm	83
SH8-40S115	Spring Kit EE 9/16in 40SQx115mm	83
SH8-40S130	Spring Kit EE 9/16in 40SQx130mm	83
SH8-40S140	Spring Kit EE 9/16in 40SQx140mm	83
SH8-45R100	Spring Kit EE 9/16in 45RDx100mm	82
SH8-45R115	Spring Kit EE 9/16in 45RDx115mm	82
SH8-45R130	Spring Kit EE 9/16in 45RDx130mm	82
SH8-45R165	Spring Kit EE 9/16in 45RDx165mm	82
SH8-45S100	Spring Kit EE 9/16in 45SQx100mm	83
SH8-45S115	Spring Kit EE 9/16in 45SQx115mm	83
SH8-45S130	Spring Kit EE 9/16in 45SQx130mm	83
SH8-45S140	Spring Kit EE 9/16in 45SQx140mm	83
SH8-45S150	Spring Kit EE 9/16in 45SQx150mm	83

PART NO.	DESCRIPTION	PAGE
SH8-50S115	Spring Kit EE 9/16in 50SQx115mm	83
SH8-50S130	Spring Kit EE 9/16in 50SQx130mm	83
SH8-50S150	Spring Kit EE 9/16in 50SQx150mm	83
SH8-50S185	Spring Kit EE 9/16in 50SQx185mm	83
SH8-SINB	Spring Kit EE 9/16in 45W no Ubolts Blk	82
SH8-SING	Spring Kit EE 9/16in 45W no Ubolts Gal	82
SH8-SINGG	Spring Kit EE 9/16in 45W no Ubolts Gal G	82
SL6-39R100	Spring Kit SL 1/2in 39RDx100mm	80
SL6-39R115	Spring Kit SL 1/2in 39RDx115mm	80
SL6-39R115-60	Spring Kit SL 5/8in 39RDx115mm	80
SL6-39R130	Spring Kit SL 1/2in 39RDx130mm	80
SL6-39R130-60	Spring Kit SL 5/8in 39RDx130mm	80
SL6-40S100	Spring Kit SL 1/2in 40SQx100mm	81
SL6-40S115	Spring Kit SL 1/2in 40SQx115mm	81
SL6-40S115-60	Spring Kit SL 5/8in 40SQx115mm	81
SL6-40S130	Spring Kit SL 1/2in 40SQx130mm	81
SL6-40S130-60	Spring Kit SL 5/8in 40SQx130mm	81
SL6-45R100	Spring Kit SL 1/2in 45RDx100mm	80
SL6-45R115	Spring Kit SL 1/2in 45RDx115mm	80
SL6-45R130	Spring Kit SL 1/2in 45RDx130mm	80
SL6-45R130-60	Spring Kit SL 5/8in 45RDx130mm	80
SL6-45S100	Spring Kit SL 1/2in 45SQx100mm	81
SL6-45S115	Spring Kit SL 1/2in 45SQx115mm	81
SL6-45S130	Spring Kit SL 1/2in 45SQx130mm	81
SL6-45S130-60	Spring Kit SL 5/8in 45SQx130mm	81
SL6-50S115	Spring Kit SL 1/2in 50SQx115mm	81
SL6-50S130	Spring Kit SL 1/2in 50SQx130mm	81
SL8-39R100	Spring Kit SL 9/16in 39RDx100mm	80
SL8-39R115	Spring Kit SL 9/16in 39RDx115mm	80
SL8-39R130	Spring Kit SL 9/16in 39RDx130mm	80
SL8-39R140	Spring Kit SL 9/16in 39RDx140mm	80
SL8-40S100	Spring Kit SL 9/16in 40SQx100mm	81
SL8-40S115	Spring Kit SL 9/16in 40SQx115mm	81
SL8-40S130	Spring Kit SL 9/16in 40SQx130mm	81
SL8-40S140	Spring Kit SL 9/16in 40SQx140mm	81
SL8-45R100	Spring Kit SL 9/16in 45RDx100mm	80
SL8-45R115	Spring Kit SL 9/16in 45RDx115mm	80
SL8-45R130	Spring Kit SL 9/16in 45RDx130mm	80
SL8-45S100	Spring Kit SL 9/16in 45SQx100mm	81
SL8-45S115	Spring Kit SL 9/16in 45SQx115mm	81
SL8-45S130	Spring Kit SL 9/16in 45SQx130mm	81
SL8-45S140	Spring Kit SL 9/16in 45SQx140mm	81
SL8-50S115	Spring Kit SL 9/16in 50SQx115mm	81
SL8-50S130	Spring Kit SL 9/16in 50SQx130mm	81
SL8-50S140	Spring Kit SL 9/16in 50SQx140mm	81
SL8-50S150	Spring Kit SL 9/16in 50SQx150mm	81
T39R100	UBolt Kit Tandem 1/2in 39RDx100mm	78
T39R100Z	UBolt Kit Tandem 1/2in 39RDx100mm Z	78
T39R115	UBolt Kit Tandem 1/2in 39RDx115mm	78
T39R115Z	UBolt Kit Tandem 1/2in 39RDx115mm Z	78

PART NO.	DESCRIPTION	PAGE
T39R130	UBolt Kit Tandem 1/2in 39RDx130mm	78
T39R130Z	UBolt Kit Tandem 1/2in 39RDx130mm Z	78
T39R140	UBolt Kit Tandem 1/2in 39RDx140mm	78
T39R140Z	UBolt Kit Tandem 1/2in 39RDx140mm Z	78
T40S100	UBolt Kit Tandem 1/2in 40SQx100mm	78
T40S115	UBolt Kit Tandem 1/2in 40SQx115mm	78
T40S115Z	UBolt Kit Tandem 1/2in 40SQx115mm Z	78
T40S130	UBolt Kit Tandem 1/2in 40SQx130mm	78
T40S130-60	UBolt Kit Tandem 1/2in 40SQx130mm 60W	78
T40S130Z	UBolt Kit Tandem 1/2in 40SQx130mm Zinc	78
T40S140	UBolt Kit Tandem 1/2in 40SQx140mm	78
T40S140-60	UBolt Kit Tandem 1/2in 40SQx140mm 60W	78
T40S140Z	UBolt Kit Tandem 1/2in 40SQx140mm Z	78
T45R100	UBolt Kit Tandem 1/2in 45RDx100mm	78
T45R115	UBolt Kit Tandem 1/2in 45RDx115mm	78
T45R115Z	UBolt Kit Tandem 1/2in 45RDx115mm Z	78
T45R130	UBolt Kit Tandem 1/2in 45RDx130mm	78
T45R130Z	UBolt Kit Tandem 1/2in 45RDx130mm Z	78
T45S100	UBolt Kit Tandem 1/2in 45SQx100mm	78
T45S115	UBolt Kit Tandem 1/2in 45SQx115mm	78
T45S115Z	UBolt Kit Tandem 1/2in 45SQx115mm Z	78
T45S130	UBolt Kit Tandem 1/2in 45SQx130mm	78
T45S130-60	UBolt Kit Tandem 1/2in 45SQx130mm 60W	78
T45S130Z	UBolt Kit Tandem 1/2in 45SQx130mm Z	78
T45S140	UBolt Kit Tandem 1/2in 45SQx140mm	78
T45S140-60	UBolt Kit Tandem 1/2in 45SQx140mm 60W	78
T45S140Z	UBolt Kit Tandem 1/2in 45SQx140mm Z	78
T45S1455845	UBolt Kit Tandem 5/8in 45SQx145mm 45W	79
T45S145588	UBolt Kit Tandem 5/8in 45SQx145mm	79
T45S150-60	UBolt Kit Tandem 1/2in 45SQx150mm 60W	78
T45S150Z	UBolt Kit Tandem 1/2in 45SQx150mm Z	78
T45S165	UBolt Kit Tandem 1/2in 45SQx165mm	78
T45S1655845	UBolt Kit Tandem 5/8in 45SQx165mm 45W	79
T45S165588	UBolt Kit Tandem 5/8in 45SQx165mm	79
T45S1805845	UBolt Kit Tandem 5/8in 45SQx180mm 45W	79
T45S180588	UBolt Kit Tandem 5/8in 45SQx180mm	79
T50S130	UBolt Kit Tandem 1/2in 50SQx130mm Blk	78
T50S130Z	UBolt Kit Tandem 1/2in 50SQx130mm Zinc	78
T50S1455845	UBolt Kit Tandem 5/8in 50SQx145mm 45W	79
T50S145588	UBolt Kit Tandem 5/8in 50SQx145mm	79
T50S1655845	UBolt Kit Tandem 5/8in 50SQx165mm 45W	79
T50S165588	UBolt Kit Tandem 5/8in 50SQx165mm	79
T50S180588	UBolt Kit Tandem 5/8in 50SQx180mm	79
T50S1855845	UBolt Kit Tandem 5/8in 50SQx180mm 45W	79
T61R18558	UBolt Kit Tandem 5/8in 61RDx185mm	79
TB1257	1200x500x700mm Fixed Shelf Tool Box	103
TB1457	1400x500x700mm Adjustable Shelf Tool Box	103
TB1457A	1400x500x700mm Upright Toolbox w. Dr's	103
TB624	600x200x400mm Under Ute Toolbox Pair	103
TB724	750x200x400mm Under Ute Toolbox Pair	103

PART NO.	DESCRIPTION	PAGE
TB844	870x460x460mm Toolbox	103
TKCEBLM	Trailer Kit - Comm Electric Brakes LM	58
TKCEBSLM	Trailer Kit - Comm Electric Brakes SLM	58
TKCMBLM	Trailer Kit - Comm Mechanical Brakes LM	58
TKCMNSLM	Trailer Kit - Comm Mechanical Brakes SLM	58
TKCNBLM	Trailer Kit - Comm Non Braked LM	58
TKCNBSLM	Trailer Kit - Comm Non Braked SLM	58
TKFEBLM	Trailer Kit - Ford Electric Brakes LM	58
TKFEBSLM	Trailer Kit - Ford Electric Brakes SLM	58
TKFMBLM	Trailer Kit - Ford Mechanical Brakes LM	58
TKFMBSLM	Trailer Kit - Ford Mechanical Brakes SLM	58
TKFNBLM	Trailer Kit - Ford Non Braked LM	58
TKFNBSLM	Trailer Kit - Ford Non Braked SLM	58
TKHEBLM	Trailer Kit - HT Electric Brakes LM	58
TKHEBSLM	Trailer Kit - HT Electric Brakes SLM	58
TKHMBLM	Trailer Kit - HT Mechanical Brakes LM	58
TKHMBSLM	Trailer Kit - HT Mechanical Brakes SLM	58
TKHNBLM	Trailer Kit - HT Non Braked LM	58
TKHNBSLM	Trailer Kit - HT Non Braked SLM	58
TKLEBLM	Trailer Kit - LC6 Electric Brakes LM	58
TKLEBSLM	Trailer Kit - LC6 Electric Brakes SLM	58
TKLMBLM	Trailer Kit - LC6 Mechanical Brakes LM	58
TKLMBSLM	Trailer Kit - LC6 Mechanical Brakes SLM	58
TKLNBLM	Trailer Kit - LC6 Non Braked LM	58
TKLNBSLM	Trailer Kit - LC6 Non Braked SLM	58
TR-60WB	Tandem Rocker Hanging Kits 60W Blk 5/8	84
TRI45S14558B	UBolt Kit Tri Axle 5/8 inch 45x145mm	79
TRI45S16558B	UBolt Kit Tri Axle 5/8 inch 45x165mm	79
TRI45S18058B	UBolt Kit Tri Axle 5/8 inch 45x180mm	79
TRI50S14558B	UBolt Kit Tri Axle 5/8 inch 50x145mm	79
TRI50S16558B	UBolt Kit Tri Axle 5/8 inch 50x165mm	79
TRI50S18058B	UBolt Kit Tri Axle 5/8 inch 50x180mm	79
TRIR-60WB	Tri Axle Shackle Hang Kits 60W Blk 5/8	84
TRIR-SH6B	Tri Axle Shackle Hang Kits 6mm Blk 1/2	84
TRIR-SH6G	Tri Axle Shackle Hang Kits 6mm Gal 1/2	84
TRIR-SH8B	Tri Axle Shackle Hang Kits 8mm Blk 9/16	84
TRIR-SH8G	Tri Axle Shackle Hang Kits 8mm Gal 9/16	84
TR-SH6B	Tandem Rocker Hanging Kits 6mm Blk 1/2	84
TR-SH6G	Tandem Rocker Hanging Kits 6mm Gal 1/2	84
TR-SH8B	Tandem Rocker Hanging Kits 8mm Blk 9/16	84
TR-SH8BG	Tndm Rocker Hang Kit 8mm Blk 9/16 Grs	84
TR-SH8G	Tandem Rocker Hanging Kits 8mm Gal 9/16	84
TR-SH8GG	Tndm Rocker Hang Kit 8mm Gal 9/16 Grs	84
U39R100	U Bolt 39mm x 100mm Rnd Zinc	88
U39R100B	U Bolt 39mm x 100mm Rnd Black	88
U39R115	U Bolt 39mm x 115mm Rnd Zinc	88
U39R115B	U Bolt 39mm x 115mm Rnd black	88
U39R130	U bolt 39mm x 130mm Rnd Zinc	88
U39R130B	U Bolt 39mm x 130mm Rnd Black	88
U39R140	U Bolt 39mm x 140mm Rnd Zinc	88


PART NO.	DESCRIPTION	PAGE
U39R140B	U Bolt 39mm x 140mm Rnd Black	88
U40S100B	U Bolt 40mm x 100mm Squ Black	88
U40S115	U Bolt 40mm x 115mm Squ Zinc	88
U40S130	U Bolt 40mm x 130mm Squ Zinc	88
U40S140	U Bolt 40mm x 140mm Squ Zinc	88
U45R100B	U Bolt 45mm x 100mm Rnd Black	88
U45R115	U Bolt 45mm x 114mm Rnd Zinc	88
U45R115B	U Bolt 45mm x 114mm Rnd Black	88
U45R130	U Bolt 45mm x 130mm Rnd Zinc	88
U45R130B	U Bolt 45mm x 130mm Rnd Black	88
U45R165B	U Bolt 45mm x 165mm Rnd Black	88
U45S100B	U Bolt 45mm x 100mm Squ Black	88
U45S115	U Bolt 45mm x 115mm Squ Zinc	88
U45S115B	U Bolt 45mm x 114mm Squ Black	88
U45S130	U Bolt 45mm x 130mm Squ Zinc	88
U45S140	U Bolt 45mm x 140mm Squ Zinc	88
U45S14516	U Bolt 45mmx145mm Squ M16 +Nut/Washer	89
U45S150	U Bolt 45mm x 150mm Squ Zinc	88
U45S16516	U Bolt 45mmx165mm Squ M16 +Nut/Washer	89
U45S165B	U Bolt 45mm x 165mm Squ Black	88
U45S18016	U Bolt 45mmx180mm Squ M16+Nut/Washer	89
U50R115	U Bolt 50mm x 115mm Rnd Zinc	88
U50R130B	U Bolt 50mm x 130mm Rnd Black	88
U50R140	U Bolt 50mm x 140mm Rnd Zinc	88
U50R150	U Bolt 50mm x 150mm Rnd Zinc	88
U50R16516	U Bolt 50mmx165mm Rnd M16+Nut/Washer	89
U50S115	U Bolt 50mm x 115mm Squ Zinc	88
U50S115B	U Bolt 50mm x 114mm Squ Black	88
U50S130	U Bolt 50mm x 130mm Squ Zinc	88
U50S130B	U Bolt 50mm x 130mm Squ Black	88
U50S140	U Bolt 50mm x 140mm Squ Zinc	88
U50S14516	U Bolt 50mmx145mm Squ M16+Nut/Washer	89
U50S150	U Bolt 50mm x 150mm Squ Zinc	88
U50S16516	U Bolt 50mmx165mm Squ M16+Nut/Washer	89
U50S18016	U Bolt 50mmx180mm Squ M16+Nut/Washer	89
U50S185	U Bolt 50mm x 185mm Square Zinc	88
U50S90B	U Bolt 50mm x 90mm Square Black	88
U55S130B	U Bolt 55mm x 130mm Square Black	88
U60R150	U Bolt 60mm x 150mm Rnd Zinc	88
U60R16016	U Bolt 61mmx160mm Rnd M16+Nut/Washer	89
U60R17016	U Bolt 61mmx170mm Rnd M16+Nut/Washer	89
U60R18016	U Bolt 61mmx180mm Rnd M16+Nut/Washer	89
U60S130B	U Bolt 60mm x 130mm Square Black	88
U60S150B	U Bolt 60mm x 150mm Square Black	88
U66S19016	U Bolt 66mmx190mm Square M16+Nut/Washer	89
U75S115B	U Bolt 75mm x 114mm Square Black	88
WR01	Wireless Remote for BC32X1-WS	29
ZZAES010	Rust Grip® 1L	105

HOW TO... Store Your Trailer

- If storing your trailer outside, raise the drawbar to allow water to drain and not pool internally.
- Most damage to your trailer occurs when other people borrow them as they are not always clear on the correct use of the trailer.

We recommend you do not lend your trailer out to other people until you fully instruct them on its proper use. Its Australian to lend your trailer.

Disclaimer: The information in this catalogue is a guide only and ASTSS take no responsibility for the care and maintenance of your trailer.



The information published in this catalogue is intended as a guide for the proper specification and application of All States Trailer Spares Pty. Ltd. running gear, associated components and accessories.

All States Trailer Spares Pty. Ltd. offers a full line of trailer parts that can be used in many different applications. The information presented by All States Trailer Spares Pty. Ltd. is meant to assist trailer manufacturers in the specification of their running gear components. All States Trailer Spares Pty. Ltd. does not warrant that the information given constitutes an approved trailer design or application. Dynamic loading, travel requirements unique to the trailer design, unusual service conditions, trailer configurations, unequal load distribution, hitch or coupler arrangements and towing vehicle suspension characteristics can significantly affect the performance of any trailer axle and/or suspension system. It remains the responsibility of the trailer manufacturer to evaluate, specify and test their trailer/running gear combination before production to certify it as such. While the information provided at the time of publication is current, it is subject to change as designs and components evolve over time.

The maximum load carrying capacity of any assembly is limited to the lowest load rating of any individual component selected. For instance, the load rating of a pair of wheels may be lower than other axle components selected. If this is the case, the load carrying capacity of the axle assembly is reduced accordingly.

*Images shown in the catalogue may vary in appearance from time of printing.

PHONE 02 4353 2224

www.astss.com.au



TUFF STUFF!



PH: 02 4353 2224

FAST • RELIABLE • COMPETITIVE

6-8 Donaldson St, Wyong NSW 2259
Po Box 3135, Tuggerah NSW 2259

Phone +61 (0) 2 4353 2224
www.astss.com.au
Email sales@astss.com.au